


JOSH GREEN, M.D.  
GOVERNOR  
KE KIA ĀINA



KEITH A. REGAN  
COMPTROLLER  
KA LUNA HO'OMALU HANA LAULĀ

CHRISTINE M. SAKUDA  
CHIEF INFORMATION OFFICER  
LUNA 'ENEHANA

**STATE OF HAWAII | KA MOKU'ĀINA O HAWAII'**  
**DEPARTMENT OF ACCOUNTING AND GENERAL SERVICES | KA 'OIHANA LOIHELU A LAWELAWE LAULĀ**  
**OFFICE OF ENTERPRISE TECHNOLOGY SERVICES | KE'ENA HO'OLANA 'ENEHANA**  
P.O. BOX 119, HONOLULU, HAWAII 96810-0119

November 12, 2025

The Honorable Ronald D. Kouchi  
President of the Senate  
and Members of the Senate  
Thirty-Third State Legislature  
State Capitol, Room 409  
Honolulu, Hawai'i 96813

The Honorable Nadine K. Nakamura  
Speaker and Members of the  
House of Representatives  
Thirty-Third State Legislature  
State Capitol, Room 431  
Honolulu, Hawai'i 96813

Aloha Senate President Kouchi, Speaker Nakamura, and Members of the Legislature:

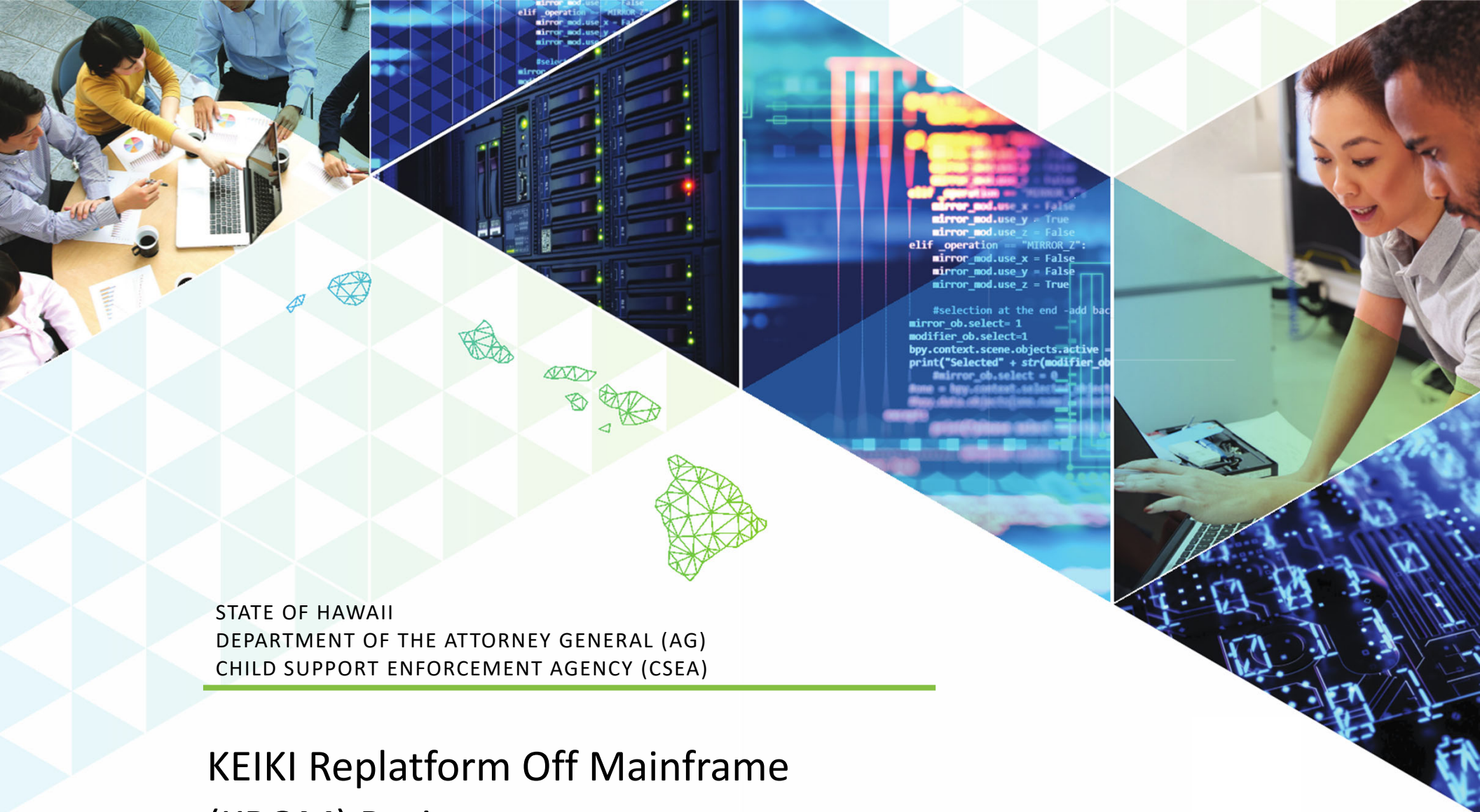
Pursuant to HRS section 27-43.6, which requires the Chief Information Officer to submit applicable independent verification and validation (IV&V) reports to the Legislature within 10 days of receiving the report, please find attached the report the Office of Enterprise Technology Services received for the State of Hawai'i, Department of Attorney General (AG), Child Enforcement Agency (CSEA).

In accordance with HRS section 93-16, this report may be viewed electronically at <http://ets.hawaii.gov> (see "Reports").

Sincerely,

Christine M. Sakuda  
Chief Information Officer  
State of Hawai'i

Attachments (2)



STATE OF HAWAII  
DEPARTMENT OF THE ATTORNEY GENERAL (AG)  
CHILD SUPPORT ENFORCEMENT AGENCY (CSEA)

---

# KEIKI Replatform Off Mainframe (KROM) Project

---

MONTHLY IV&V REVIEW REPORT

September 30, 2025 | Version 1.0



An independent member of  
**bakertilly**  
INTERNATIONAL

# Table of Contents

## **EXECUTIVE SUMMARY**

Background	3
IV&V Dashboard	4
Project Schedule History	5
IV&V Summary	6
Preliminary Observation(s)	13

## **IV&V OBSERVATIONS**

Appendix A: IV&V Criticality and Severity Ratings	15
Appendix B: Industry Standards and Best Practices	17
Appendix C: Prior Findings Log	20
Appendix D: Comment Log on Draft Report	37

# Document History

DATE	DESCRIPTION	AUTHOR	VERSION
10/8/25	Monthly IV&V Review Report Draft created.	Michelle Muraoka and Dawn Rose	0.0
10/27/25	The Monthly IV&V Review Report has been finalized. All comments and responses were consolidated in Appendix D and integrated into the main report as appropriate	Michelle Muraoka and Dawn Rose	1.0



## BACKGROUND

The State of Hawaii (State), Department of Attorney General (AG), Child Support Enforcement Agency (CSEA) contracted Protech Solutions, Inc. (Protech) on October 2, 2023, to replatform the KEIKI System and provide ongoing operations support. Protech has subcontracted One Advanced and DataHouse to perform specific project tasks related to code migration, replatforming services, and testing. The agreement with DataHouse was terminated in February 2025. The Department of AG contracted Accuity LLP (Accuity) to provide Independent Verification and Validation (IV&V) services for the project.

Our initial assessment of project health was provided in the first Monthly IV&V Review Report as of October 31, 2023. Monthly IV&V review reports will be issued through February 2026 and build upon the initial report to continually update and evaluate project progress and performance.

Our IV&V Assessment Areas include People, Process, and Technology. The IV&V Dashboard and IV&V Summary provide a quick visual and narrative snapshot of both the project status and project assessment as of September 30, 2025. Ratings are provided monthly for each IV&V Assessment Area (refer to Appendix A: IV&V Criticality and Severity Ratings). The overall rating is assigned based on the criticality ratings of the IV&V Assessment Categories and the severity ratings of the underlying observations.

### DETERMINATION

---

*"I have **no** magic formula. The only way I know (how) to **win** is through **HARD WORK.**"*

- Don Shula

---

# PROJECT ASSESSMENT

September 2025

## SUMMARY RATINGS

### OVERALL RATING



Deficiencies were observed that merit attention. Remediation or risk mitigation should be performed in a timely manner.

### PEOPLE

G

### PROCESS

Y

### TECHNOLOGY

Y

#### CRITICALITY RATINGS

R

HIGH

Y

MEDIUM

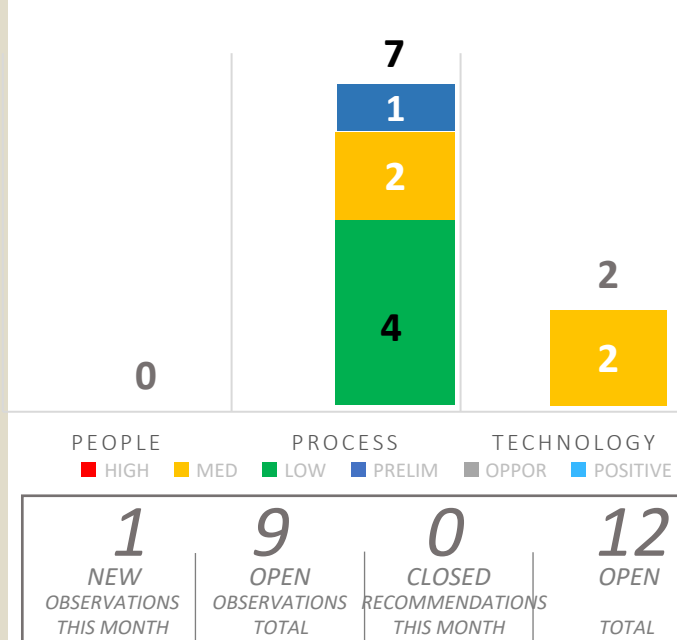
G

LOW

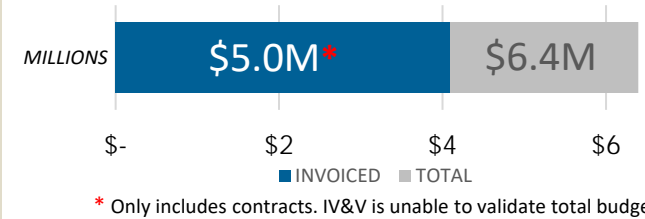
NA

N/A

## IV&V OBSERVATIONS

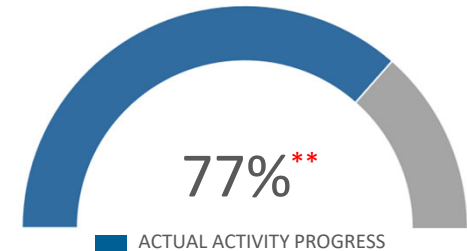


## PROJECT BUDGET\*



## PROJECT PROGRESS

(Percent of the weighted duration of total tasks)



\*\* IV&V is unable to validate the progress percentage of the schedule as it does not include all project activities.

## KEY PROGRESS & RISKS

### Key Progress:

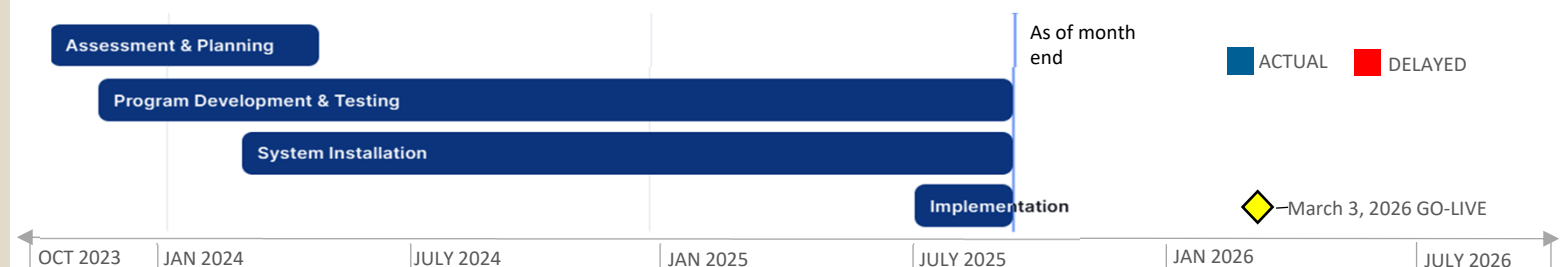
- Project overall is at 77% complete. Batch testing is 93% complete and system installation phase is at 88% .
- User Acceptance Testing (UAT) is at 15%.
- Change Request PCR- 8 was approved on September 29, 2025 which adjusted the remaining prorated payment schedule.
- The AP Bill and CP statements were approved.
- 9 functional SIT defects were closed, with 27 remaining.
- 4 test scripts comments were resolved, with 6 remaining.
- Regression testing a parallel batch processing solution that can potentially address the SIT performance defects.
- CSEA has confirmed receipt of Deliverable #14, the Implementation Plan.

### Key Risks:

- System Integration Testing is still ongoing at 93% completion.
- UAT script failure rate is approximately 40%. 71 functional UAT defects were reported.
- Deliverable #9, the Disaster Recovery Plan has not been received by CSEA.

## PROJECT SCHEDULE – Current Progress

(See next page for the current agreement and schedule history)

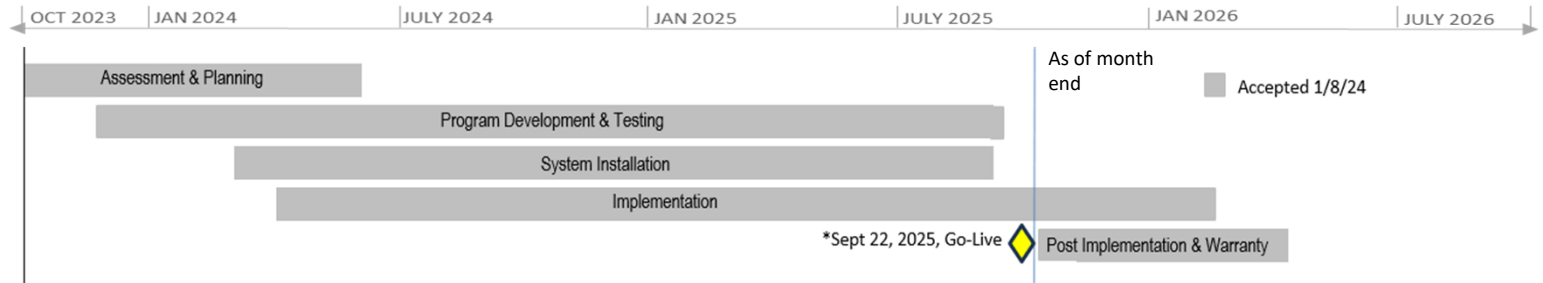


# KROM PROJECT SCHEDULE HISTORY

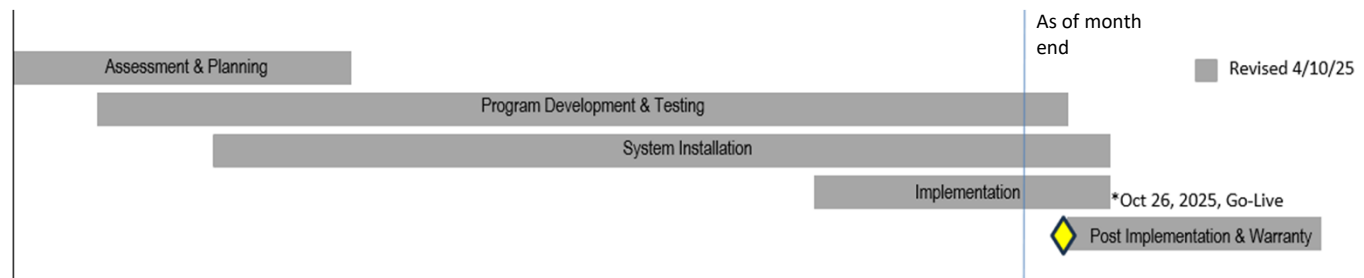
A historical perspective of the three project timelines for the KROM project post kick-off.

1. Project schedule as of DDI Project Management Plan, Deliverable 2 approval on January 8, 2024.
2. Project schedule based on the April 10, 2025, no-cost change request.
3. Project schedule based upon the August 29, 2025, change request PCR-8.

## PROJECT SCHEDULE – Approved January 8, 2024, Deliverable 2






## PROJECT SCHEDULE – Revised April 10, 2025, Signed Agreement



## PROJECT SCHEDULE - Revised August 29, 2025, Change Request PCR-8



			Overall
---	---	---	---------

**Project Schedule:**

As of the September 24, 2025, schedule report, the KROM project is 77% complete with system installation phase is at 88% completion. User Acceptance Testing (UAT) in week 6 out of 20 weeks, with 15% completion to date. During the initial onset of testing, a lower velocity is expected as teams acclimate to the new system and testing processed. This activity has been observed. As familiarity improves and defects are addressed, velocity is expected to increase. The upcoming month of October will mark the midpoint of UAT, providing a clearer view of the overall trajectory.

**Deliverable #9 – the Disaster Recovery Plan.** ProTech was scheduled to conduct a failover test by configuring a production-like environment to the UAT environment. This task was due on September 27<sup>th</sup>, however, it remains outstanding.

**Deliverable #14 – the Implementation Plan.** CSEA confirmed receipt of Deliverable #14 on September 17<sup>th</sup>. This deliverable is important because it outlines the activities necessary to be performed before Go-Live, the implementation phase exit criteria, Go-Live schedule, stakeholder communication, contingency plans, cutover process, defining the command center, go/no-go process, and decommissioning the test and legacy environment. The final draft is expected to be completed and approved in October. Additionally, **Deliverable #12 – the Knowledge Transfer plan** is dependent on the completion of the Implementation Plan.

Following the August rebaseline, the project remains on track to go-live on March 3, 2026.

**Project Costs:**

**Project Change request PCR-8** was approved on September 29, 2025, which addressed the schedule of remaining payments. The following *cost neutral* changes were made:

- The post-implementation payments will now begin in March 2026. Prior to PCR-8 these payments would have begun in September 2025. The total payments *decreased by \$107,181.57*.
- The Implementation payments will end in February 2026. Prior to PCR-8, they were going to extend into April 2026. The total Implementation fees *decreased by \$67,548.46*.
- The System Installation Phase will extend to the end of December 2025 instead of the end of September. The total *increased by \$52,418.87*.
- The Program Development and Testing phase will extend until the end of February 2026 instead of ending in August 2025. The total *increased by \$122,311.15*.



Overall  
cont.

*Project Costs (continued):*

Without the approval of PCR-8, post-implementation payments would have begun even though SIT and other testing activities were still ongoing and the payments for these activities would have ended prematurely. By restructuring the remaining payments, this will help ensure that payments correspond to the completion of the key milestones. Payments to date represent **78% of the total project costs** with the current **project completion rate at 77%**. This reflects strong alignment between consistent financial progress and project milestones.

**Quality:**

As of the last weekly status meeting on September 24th, there are **27 open non-critical SIT defects** and **71 UAT defects** were added with varying severity levels. Included was KROM-4637, a major priority and critical severity defect involving initial obligation batch job. Additionally, there are **6 open SIT test script comments** remaining, 4 were closed in September.

**Project Success:**

The **system installation phase** is currently at **88%**, and **batch testing** has reached **93% completion**. UAT is recorded at 15% complete. Although 1 performance SIT defect was added, 9 functional SIT defects were closed and 4 test scripts comments were resolved, with 6 remaining.

DDI improved month-end financial batch job performance, cutting runtime from 13 hours to 1 hour 30 minutes through five-thread parallel execution, exceeding mainframe benchmarks. Regression testing for this optimization is in progress (Defect KROM-4673). Additionally, database replication to CSEASQLTEST and CSEADSS1 was implemented in UAT the week of September 16, enabling real-time data replication for testing. After regression testing, CSEA will decide if this solution is acceptable.

The AP Bills and CP statements merge to header development is complete. Check merge to header development is complete.

The project is currently rated **yellow**, trending up. Over the next month key focus areas will include tracking UAT progress, meeting MOU deadlines-including resolution of outstanding SIT defects and advancing UAT defect remediation.

G

G

G

## People

Team, Stakeholders, & Culture

On September 30th, an unplanned communication issue occurred during the month-end batch run, resulting in a failure to receive refreshed critical data. To restore and rebuild the affected dataset, approximately 20% of CSEA’s IT staff will need to be assigned to this effort but are expected to continue with UAT. Restoration is expected to take up to several weeks and while testing activities will continue-as operations team members are not directly impacted, this incident is expected to cause some impact due to dependencies on IT staff for reviewing and approving defect escalations.

**Team:**

ProTech supported M&O readiness by reviewing and closing completed Jira tickets and finalizing Change Request PCR-8, aligning remaining payments with the updated project schedule. The team also addressed SIT performance issues by testing a new parallel five-thread processing solution for large financial month-end jobs. Regression testing is underway, and CSEA will review results for final approval.

In addition to working on resolving the remaining SIT defects, the 71 UAT defects, and remaining test script comments, CSEA’s project team has been focused on UAT execution, reporting, triaging, and developing more test scripts. The total test scripts has increased to 1,777 in September up from 1,547 in August. In addition, CSEA reviews all deliverables that are presented.

Both ProTech and CSEA have worked on and completed PCR-8, updating the project payment schedule for the remainder of the project, and are currently discussing the M&O after the project ends.

There was a pause in Leadership Meetings with the last meeting on September 2nd. The Leadership Meetings are expected to resume in October. ProTech and CSEA continue to have daily Test Team scrums, and interface meetings twice a week. ProTech leads the Weekly Status Meetings meetings.

**Stakeholders:**

Stakeholders include the State ETS, Department of Labor and Industrial Relations and Department of Human Services. These stakeholders also utilize sensitive Federal information and are similarly impacted by the State’s ETS mainframe shutdown directive. The Monthly Steering Committee Meeting was held on September 26th and included representatives from ETS and the Department of Human Services.

# SEPTEMBER 2025 · KROM PROJECT

JULY    AUG    SEPT    IV&V ASSESSMENT    IV&V SUMMARY  
AREA

G

G

G

**People**  
Team,  
Stakeholders, &  
Culture Cont.

**Culture:**

The project demonstrates a culture of collaboration, share ownership, and communication. The project's people dimension continues to be a **green** status. Both CSEA and ProTech are working together thru UAT and to successfully close out the SIT phase. With the payments restructured, this will provide added incentive to keep the momentum going and support success.



**Process Approach & Execution**

**Process:**

The project is currently in **User Acceptance Testing (UAT)** while also running in parallel with **System Integration Testing (SIT)**. CSEA continues to make steady progress in UAT execution. The test teams are utilizing a centralized Excel-based test script log which includes a dashboard tab that provides real-time visibility into test status and outcomes as team members input updates.

The remaining SIT defects and outstanding Test Scripts comments are tracked and reported through ProTech’s weekly status reports.

**Approach:**

As of the September 24, 2025 status report, 71 defects have been identified during User Acceptance Testing (UAT). These defects are recorded in a centralized defect log, which is jointly maintained and updated by CSEA and ProTech. Acceptance testing execution is at 29% and acceptance testing progress is at 15% complete. Given the scale of UAT-over 1,700 test scripts and 14 weeks remaining, it is important to review testing and defect handling processes.

**Execution:**

CSEA is effectively tracking UAT progress in a KROM UAT Test Scripts tracker which includes a dashboard of a total of 14 process areas and tasks. From this dashboard, the various test outcomes are seen-ready to test, in progress, pass, failed, blocked, defect, pass (with exceptions), no script ID, and not started.

ProTech continues to lead **daily defect triage meetings**, maintain the **JIRA defect log**, and updates CSEA’s defects log. These activities are tracked through updated **RAID logs** and **weekly status reports**, ensuring transparency and accountability.

A new observation was opened this month regarding updating the project management schedule reporting to provide better visibility and tracking of important activities such as the deadlines included in PCR-9’s MOU deadlines.

The risk rating for the process dimension is **yellow**. This rating underscores the critical importance of the SIT defects and UAT defect resolution process to ensure that this work is visible and performed efficiently.

Y

Y

Y

## Technology System, Data, & Security

### System:

The overall system installation phase is at 88% completion as of the September 26th schedule report and due to complete by December 5, 2025. Batch testing (overall) is reported at 93% completion, with the final instance of batch testing reported at 82% with target completion the week of December 18th, 2025. Keiki Mainframe Printing is at 100% completion, while Windows printing remains in progress at 74% completion. The target date for completion is the week of October 2, 2025. Keiki online printing is at 100% completion. The system test results report is at 0% completion and targeted for a November 12, 2025 completion. Acceptance testing overall sits at 62% with acceptance testing execution at 29%. UAT script execution officially began August 18th, and according to the KEIKI project schedule and Weekly status report, execution activities continued across all UAT groups (Establishment, Locate/Interfaces, Financials, Assistance/Reporting), each showing 29% progress within their respective testing areas, while overall Acceptance Testing progress was recorded at 15% complete. As of September 26, 2025, System Integration Testing (SIT) is 93% complete and in its final closeout phase. CSEA has completed its SIT review, and six SIT defects remain open, with resolution and retesting activities continuing before formal closure. SIT completion and reporting remain prerequisites for finalizing the System Test Results Deliverable (D21) and full transition into UAT. The six remaining SIT defects as of September 26th are:

Issue Key	Summary	Priority	Severity	Environment
KROM-4671	Online performance – Search on PDDL is taking longer	Medium	Normal	SIT Testing
KROM-4652	NSDSB01J: Batch > Failer Errors. Data: 5/1/25, ARD: 5/1/25	Medium	Normal	SIT Testing
KROM-4619	Online > Personal service forms generated – certified mail to parties not generated	Major	Normal	SIT Testing
KROM-4610	SIT comment 10 [Support] – Agency Maintenance – Fix length of Agency Name	Medium	Normal	SIT Testing
KROM-4477	NSDCIB2J – Federal Case Type Closure – Performance issue	Highest	Major	SIT Testing
KROM-4476	NSDEL01J – State Tax Offset Mod/Del – Performance issue	Highest	Normal	SIT Testing

As of September 26, 2025, there are 71 active UAT functional defects recorded in the project’s official defect tracking, out of 98 total system defects across SIT and UAT. In September 2025, Precisely’s impact on testing was temporary and localized to resolving a P.O. Box data issue affecting address validation and interface file processing. The issue was resolved within the reporting period, and subsequent FTP and data cataloging tests were successfully completed, resulting in no ongoing testing delays or critical path impacts. The development team delivered incremental builds throughout September to align SIT and UAT environments.

- v1.0.0.38.3 supported ongoing SIT regression testing and defect resolution.
- v1.0.0.38.7 was promoted to UAT to support functional testing in all regions, with Financial region testing occurring on v1.0.0.38.1 during validation.

These builds incorporated key fixes for performance jobs, online validation, and print functionality (e.g., AP Bill, CP Statement, check PDF security updates).

Y

Y

Y

**Technology**  
 System, Data, &  
 Security Cont.

**Data:**

*Data Extracts and Validation:*

In September, DDI continued data validation and extract testing. A revised NSD.DHS.OBLIGAT file was delivered on September 24 for CSEA review, and negative value validation in the NSD.DHS.DISBURSE file was completed, closing that issue. Full batch cycle testing confirmed successful SFTP processing and dataset cataloging, resolving the auto-cataloging concern.

*Mainframe Data Exchange and CyberFusion:*

In late September, testing of the mainframe-to-SFTP “get function” was performed but paused pending ETS permissions for JCL execution. The Risk Meeting (September 25) confirmed two interface files were validated, while the NSD.DHS obligation file remained under review for negative value handling. DDI also followed up with OCSS to complete CyberFusion transmission validation once access is approved.

*Data Performance and Replication:*

DDI improved month-end financial batch job performance, cutting runtime from 13 hours to 1 hour 30 minutes through five-thread parallel execution, exceeding mainframe benchmarks. Regression testing for this optimization is in progress (Defect KROM-4673). Additionally, database replication to CSEASQLTEST and CSEADSS1 was implemented in UAT the week of September 16, enabling real-time data replication for testing.

*Data Readiness and Ongoing Tasks:*

The untested batch jobs list (see MOU Section 2.1) includes more than 60 batch processes planned for validation by December 18, 2025. These jobs are production batch processes that will undergo testing in parallel with UAT. Daily Task Process automation (pre-batch processing) remains under evaluation with a target completion of November 12, 2025.

**Security:**

As of September 26, 2025, the KEIKI project’s security posture remains stable and improving.

- Authentication integration with Active Directory is underway.
- AWS DR configuration has been completed, with execution testing scheduled.
- 508 compliance remediation and Nessus vulnerability scanning are ongoing.
- PDF document security controls have been implemented and approved.

Overall, the project’s security workstream is on schedule, with continued focus on SSO implementation, DR validation, and compliance testing closure.

The project demonstrated solid technical progress in September. However, the technical status remains **Yellow**, until SIT is formally closed, Active Directory authentication and DR testing are completed, and remaining high priority defects are resolved to confirm full system readiness.

## IV&V ASSESSMENT AREAS

People

Process

Technology

OBSERVATION #: 2025.09.001

STATUS: N/A

TYPE: PRELIMINARY

SEVERITY: N/A

### TITLE: Project Management Schedule Reporting

#### Observation:

PRC-9's Memorandum of Understanding (MOU) was signed on August 29, 2025, outlining the remaining System Integration Testing (SIT) activities and expected completion dates for each. The MOU outlined **67 untested batch jobs** and eight other deadlines to be completed by the week of December 18th (Section 2.1 pp 6–12). It appears that these outlined activities with respective deadlines are not clearly visible on the Project Management schedule.

Furthermore, as User Acceptance Testing (UAT) progresses, the number of identified defects will continue to increase. The September 24, 2025 Weekly Status Report stated **71 defects** from UAT have been logged in the defect tracking spreadsheet including KROM-4637 which is of a major priority and *critical severity*. UAT is scheduled to conclude on **January 2, 2026**, leaving approximately **14 weeks** for completion. Considering the number of scripts still to be tested and total defects identified, a substantial amount of work remains to be completed.

Although information is provided, for example the SIT and UAT defect totals in Section 2.1 of the *Weekly Status Report*, the defect status is in the *Defect Log spreadsheet*, MOU deadlines are in the *PCR-9's MOU document*, these MOU, SIT defect resolution, and critical defect dates and deadlines do not appear to be on a consolidated and centralized schedule.

#### Industry Standards and Best Practices:

**PMBOK® 7<sup>th</sup> Edition** Section 2.4.7 Changes states: "There will be changes throughout the project... Therefore, project teams should prepare a process for adapting plans throughout the project... This may take the form of a change control process, reprioritizing the backlog, or rebaselining the project."

Section 2.4.9 Alignment states: "Planning activities and artifacts need to remain integrated throughout the project... Large projects may combine the planning artifacts into an integrated project management plan... Regardless of the timing, frequency, and degree of planning, the various aspects of the project need to remain aligned and integrated."

#### Analysis:

This situation reflects the potential for project risk- tracking important dates and deadlines should be centralized and reflected in the Project Schedule. The Project Schedule is reviewed weekly and is primary tool for tracking activities, deliverables, and important tasks. The volume and severity of defects, combined with the limited time remaining makes it important to have centralized reporting for both maintenance and visibility purposes.

The risk from not making issues visible is that they could be missed. The worst-case scenario is that the issues remain unresolved.

## IV&V ASSESSMENT AREAS

People

Process

Technology

OBSERVATION #: 2025.09.001

STATUS: N/A

TYPE: PRELIMINARY

SEVERITY: N/A

TITLE: **Project Management Schedule Reporting (continued)**

**Recommendation(s):** To mitigate these risks the following are recommended:

- Add PCR-9's MOU activities to the Project Schedule or any of the presented project documents. Where feasible, activities may be aggregated and reported as a percentage complete. Use clear, descriptive labels (i.e. SIT defect, MOU 2.2, etc. ) to ensure easy identification and traceability.
- The MOU specifies activities that are due by December 18th, confirm if any of the activities are on the critical path especially since UAT ends on January 2, 2026. Update the Project Schedule, as necessary.
- Add critical defects and related timelines to the Project Schedule or related presented project documents. Include the defect number for tracking purposes.
- Include any staff or team members that are assigned to the defects or activities.
- For UAT defects, enhance JIRA reporting to include parent-child rollups defect counts (to show root cause across multiple test scripts). Also add if currently maintained and feasible, estimated resolution date or time, defect discovery date, and linkage to schedule impacts for critical severity, highest priority, "show-stopper" defects. Add or include this JIRA report to any of the regularly presented project documents as part of the defect management process.

# Appendix A: IV&V Criticality and Severity Ratings

## IV&V CRITICALITY AND SEVERITY RATINGS

Criticality and severity ratings provide insight on where significant deficiencies are observed, and immediate remediation or risk mitigation is required. Criticality ratings are assigned to the overall project as well as each IV&V Assessment Area. Severity ratings are assigned to each risk or issue identified.

### Criticality Rating

The criticality ratings are assessed based on consideration of the severity ratings of each related risk and issue within the respective IV&V Assessment Area, the overall impact of the related observations to the success of the project, and the urgency of and length of time to implement remediation or risk mitigation strategies. Arrows indicate trends in the project assessment from the prior report and take into consideration areas of increasing risk and approaching timeline. Up arrows indicate adequate improvements or progress made. Down arrows indicate a decline, inadequate progress, or incomplete resolution of previously identified observations. No arrow indicates there was neither improving nor declining progress from the prior report.

**TERMS**

**RISK**  
An event that has not happened yet.

---

**ISSUE**  
An event that is already occurring or has already happened.



A **RED**, high criticality rating is assigned when significant severe deficiencies were observed, and immediate remediation or risk mitigation is required.



A **YELLOW**, medium criticality rating is assigned when deficiencies were observed that merit attention. Remediation or risk mitigation should be performed in a timely manner.



A **GREEN**, low criticality rating is assigned when the activity is on track and minimal deficiencies were observed. Some oversight may be needed to ensure the risk stays low and the activity remains on track.



A **GRAY** rating is assigned when the category being assessed has incomplete information available for a conclusive observation and recommendation or is not applicable at the time of the IV&V review.

**TERMS**

**POSITIVE**  
Celebrates high performance or project successes.

---

**PRELIMINARY CONCERN**  
Potential risk requiring further analysis.

**Severity Rating**

Once risks are identified and characterized, Accuity will examine project conditions to determine the probability of the risk being identified and the impact to the project, if the risk is realized. We know that a risk is in the future, so we must provide the probability and impact to determine if the risk has a Risk Severity, such as Severity 1 (High), Severity 2 (Moderate), or Severity 3 (Low).

While a risk is an event that has not happened yet, an issue is something that is already occurring or has already happened. Accuity will examine project conditions and business impact to determine if the issue has an Issue Severity, such as Severity 1 (High/Critical Impact/System Down), Severity 2 (Moderate/Significant Impact), or Severity 3 (Low/Normal/Minor Impact/Informational).

Observations that are positive, preliminary concerns, or opportunities are not assigned a severity rating.



**SEVERITY 1:** High/Critical level



**SEVERITY 2:** Moderate level



**SEVERITY 3:** Low level

## Appendix B: Industry Standards and Best Practices

STANDARD	DESCRIPTION
<b>ADA</b>	Americans with Disabilities Act
<b>ADKAR®</b>	Prosci ADKAR: Awareness, Desire, Knowledge, Ability, and Reinforcement
<b>BABOK® v3</b>	Business Analyst Body of Knowledge
<b>DAMA-DMBOK® v2</b>	DAMA International's Guide to the Data Management Body of Knowledge
<b>PMBOK® v7</b>	Project Management Institute (PMI) Project Management Body of Knowledge
<b>SPM</b>	PMI The Standard for Project Management
<b>PROSCI ADKAR®</b>	Leading organization providing research, methodology, and tools on change management practices
<b>SWEBOK v3</b>	Guide to the Software Engineering Body of Knowledge
<b>IEEE 828-2012</b>	Institute of Electrical and Electronics Engineers (IEEE) Standard for Configuration Management in Systems and Software Engineering
<b>IEEE 1062-2015</b>	IEEE Recommended Practice for Software Acquisition
<b>IEEE 1012-2016</b>	IEEE Standard for System, Software, and Hardware Verification and Validation
<b>IEEE 730-2014</b>	IEEE Standard for Software Quality Assurance Processes
<b>ISO 9001:2015</b>	International Organization for Standardization (ISO) Quality Management Systems – Requirements
<b>ISO/IEC 25010:2011</b>	ISO/International Electrotechnical Commission (IEC) Systems and Software Engineering – Systems and Software Quality Requirements and Evaluation (SQuaRE) – System and Software Quality Models
<b>ISO/IEC 16085:2021</b>	ISO/IEC Systems and Software Engineering – Life Cycle Processes – Risk Management
<b>IEEE 16326-2019</b>	ISO/IEC/IEEE International Standard – Systems and Software Engineering – Life Cycle Processes – Project Management
<b>IEEE 29148-2018</b>	ISO/IEC/IEEE International Standard – Systems and Software Engineering – Life Cycle Processes – Requirements Engineering

STANDARD	DESCRIPTION
<b>IEEE 15288-2023</b>	ISO/IEC/IEEE International Standard – Systems and Software Engineering – System Life Cycle Processes
<b>IEEE 12207-2017</b>	ISO/IEC/IEEE International Standard – Systems and Software Engineering – Software Life Cycle Processes
<b>IEEE 24748-1-2018</b>	ISO/IEC/IEEE International Standard – Systems and Software Engineering – Life Cycle Management – Part 1: Guidelines for Life Cycle Management
<b>IEEE 24748-2-2018</b>	ISO/IEC/IEEE International Standard – Systems and Software Engineering – Life Cycle Management – Part 2: Guidelines for the Application of ISO/IEC/IEEE 15288 (System Life Cycle Processes)
<b>IEEE 24748-3-2020</b>	IEEE Guide: Adoption of ISO/IEC TR 24748-3:2011, Systems and Software Engineering – Life Cycle Management – Part 3: Guide to the Application of ISO/IEC 12207 (Software Life Cycle Processes)
<b>IEEE 14764-2021</b>	ISO/IEC/IEEE International Standard for Software Engineering – Software Life Cycle Processes – Maintenance
<b>IEEE 15289-2019</b>	ISO/IEC/IEEE International Standard – Systems and Software Engineering – Content of Life Cycle Information Items (Documentation)
<b>IEEE 24765-2017</b>	ISO/IEC/IEEE International Standard – Systems and Software Engineering – Vocabulary
<b>IEEE 26511-2018</b>	ISO/IEC/IEEE International Standard – Systems and Software Engineering – Requirements for Managers of Information for Users of Systems, Software, and Services
<b>IEEE 23026-2015</b>	ISO/IEC/IEEE International Standard – Systems and Software Engineering – Engineering and Management of Websites for Systems, Software, and Services Information
<b>IEEE 29119-1-2021</b>	ISO/IEC/IEEE International Standard – Software and Systems Engineering – Software Testing – Part 1: Concepts and Definitions
<b>IEEE 29119-2-2021</b>	ISO/IEC/IEEE International Standard – Software and Systems Engineering – Software Testing – Part 2: Test Processes
<b>IEEE 29119-3-2021</b>	ISO/IEC/IEEE International Standard – Software and Systems Engineering – Software Testing – Part 3: Test Documentation
<b>IEEE 29119-4-2021</b>	ISO/IEC/IEEE International Standard – Software and Systems Engineering – Software Testing – Part 4: Test Techniques
<b>IEEE 1484.13.1-2012</b>	IEEE Standard for Learning Technology – Conceptual Model for Resource Aggregation for Learning, Education, and Training
<b>ISO/IEC TR 20000-11:2021</b>	ISO/IEC Information Technology – Service Management – Part 11: Guidance on the Relationship Between ISO/IEC 20000-1:2011 and Service Management Frameworks: ITIL®
<b>ISO/IEC 27002:2022</b>	Information Technology – Security Techniques – Code of Practice for Information Security Controls

STANDARD	DESCRIPTION
<b>FIPS 199</b>	Federal Information Processing Standard (FIPS) Publication 199, Standards for Security Categorization of Federal Information and Information Systems
<b>FIPS 200</b>	FIPS Publication 200, Minimum Security Requirements for Federal Information and Information Systems
<b>NIST 800-53 Rev 5</b>	National Institute of Standards and Technology (NIST) Security and Privacy Controls for Federal Information Systems and Organizations
<b>NIST Cybersecurity Framework v1.1</b>	NIST Framework for Improving Critical Infrastructure Cybersecurity
<b>LSS</b>	Lean Six Sigma



## Appendix C: Prior Findings Log

ASSESSMENT AREA	OBSERVATION ID	TYPE	ORIGINAL SEVERITY	CURRENT SEVERITY	OBSERVATION	INDUSTRY STANDARDS AND BEST PRACTICES	ANALYSIS	RECOMMENDATIONS	STATUS	STATUS UPDATE	CLOSED DATE	CLOSURE REASON
Process	2024.12.003	Risk	Moderate	Moderate	Non-critical tasks are being tracked alongside critical ones, diluting focus and potentially straining resources. Financial Test Deck (FTD) testing is blocked by unresolved defects, stalling progress on 92% of pending cases.	SPM (The Standard for Project Management) defines prioritization as essential for maintaining project alignment with strategic objectives.	Tracking non-critical tasks alongside critical ones is straining resources and delaying progress on essential activities like Financial Test Deck (FTD) testing, which is stalled by unresolved defects impacting 92% of cases. Refocusing on critical path tasks and resolving key defects, as emphasized by SPM, will prevent cascading delays and enable progress in blocked testing areas.	(2024.12.004.R1) Focus on critical path tasks, prioritize defect resolution in FTD and interface batch jobs, and deprioritize non-critical deliverables. Prioritizing critical deliverables ensures that delays do not propagate through the project timeline and unlocks progress for blocked testing activities.	Open	<p>2025/09/30: According to the September 24, 2025 KEIKI Critical Path report, System Testing and in particular SIT testing is on the critical path and completion has been delayed. With the PCR-9's MOU the deadlines have been extended. The recommendation is still applicable. A solution to address the performance based SIT defects is currently being reviewed. IV&amp;V will continue to monitor progress.</p> <p>2025/08/30: In August, the project entered UAT, prompting a shift in defect handling. CSEA began maintaining test scripts and outcomes in a simplified UAT tracker, with daily debriefs guiding defect escalation. Once entered into the Defect Log, ProTech monitors for new entries and creates corresponding JIRA records, which include severity tagging. Although Financial Test Deck testing has been successfully completed, several non-critical SIT defects remain open, including 16 related to performance. Addressing them alongside the higher-severity UAT defects is essential to prevent delays that consumes resources and could affect the critical path. IV&amp;V will continue to monitor how ProTech prioritizes and resolves both groups of defects to ensure alignment with critical path objectives and strategic priorities.</p> <p>2025/07/25: The defect classification process has been addressed and resolved. Despite this accomplishment, the overall defect management process remains unchanged. Because there have been no changes to this process and schedule delays continue to increase, it is important to continue to monitor defect resolution activities to ensure that progress continues. In addition, three more tickets were added for a total of 40 non-critical defects (19 of these are performance related).</p> <p>2025/06/25: In June, ProTech reported the eight remaining critical tasks had been resolved. Moreover, a different defect classification system was implemented that would differentiate between severity and priority defects and activities. Upon further review, four of the previously labeled critical defects had been reclassified to lower severity ratings and remain open. The overall defect management process remains largely unchanged: ProTech continues to escalate the highest-priority critical defects to IBM, while also reviewing and addressing lower-level non-critical ones. The approach is based upon the assumption that resolution of all defects is required to exit the SIT phase.</p> <p>2025/05/30: In May, non-critical tasks continued to be tracked and documented in weekly status reports, although no formal update was provided on their resolution. These tasks remain open and should be aligned with the critical path to avoid compounding downstream delays.</p> <p>2025/04/30: Process and task tracking improved in April but key readiness items (Batch Finalization, Pen Test, Compliance) are missing task details such as ownership or have not been fully scheduled yet. A formal Project Change Request (PCR-3) was approved on April 10th, extending SIT through April 30, 2025, and shifting the Go-Live date to October 26, 2025, with no cost impact. The targeted Go-Live date is currently November 11, 2025, to align with a long weekend for operational considerations. With the change occurring in mid-April, the team continues actively planning toward UAT and scheduling alignments will continue through May. IV&amp;V will continue to monitor the scheduling activities and strongly suggests a focused effort in task definitions and alignments to avoid schedule compression with increased risk in execution of UAT and Go Live.</p> <p>2025/03/31: During March, Protech assumed full responsibility for test execution and defect management, including taking over administration of the Jira defect tracking system. This transition supports improved traceability between test case execution and defect resolution. While the SIT dashboard continues to show script-level execution (106 of 119 scripts passed), IV&amp;V is able confirm testing progress thru accessing of Jira reports. Defects are categorized as to Critical, Major, Minor, and Normal. ProTech has the ability to track and actively to work on critical and high priority defects. IV&amp;V observed that linkage between failed/pending tests and their corresponding defects is still being validated under DDI's new triage process. CSEA and IV&amp;V are monitoring this effort, and further improvements are expected as part of Protech's Jira backlog reconciliation. This item should remain open pending full integration and reporting consistency across SIT, batch, and UAT tracking systems.</p> <p>2025/02/28: In February 2025, Protech fully assumed testing responsibilities following DataHouse's withdrawal, with AWS and JIRA administration transitioning on February 26. Batch job validation improved to 38%, but resource shortages continue to slow progress in financial and UI validation, impacting critical compliance tasks. Testing delays and data extraction issues persist, requiring additional skilled resources and prioritization of defect resolution to prevent further schedule slippage. The testing allocation and transition plan is currently underway with Protech.</p> <p>2025/01/31: The status update for January regarding Observation 2024.12.003 emphasizes significant progress in addressing process inefficiencies, with a focus on optimizing workflows and refining procedural documentation. However, remaining gaps in execution and resource allocation necessitate continued oversight to ensure sustained improvements and full alignment with project objectives.</p>		

ASSESSMENT AREA	OBSERVATION ID	TYPE	ORIGINAL SEVERITY	CURRENT SEVERITY	OBSERVATION	INDUSTRY STANDARDS AND BEST PRACTICES	ANALYSIS	RECOMMENDATIONS	STATUS	STATUS UPDATE	CLOSED DATE	CLOSURE REASON
Process	2024.12.005	Risk	Moderate	Low	Testing metrics from weekly reports show varying levels of progress, with areas like enforcement batch validation at only 21% coverage. The risk log shows Issue #47. Data extraction delays highlight the need for improved progress tracking and reporting.	IEEE 1012-2016 recommends verification and validation checkpoints for effective oversight.	Inconsistent progress metrics, such as only 21% coverage in enforcement batch validation, indicate gaps in tracking and reporting that hinder effective oversight. Implementing a real-time dashboard, as recommended by IEEE 1012-2016, will provide actionable insights to prioritize resources and address delays efficiently.	(2024.12.06.R1) Establish Progress Monitoring and Reporting: Implement a real-time dashboard to monitor test execution rates, defect closure, and coverage metrics. This provides actionable insights for targeting resources and resolving delays more efficiently.	Open	<p>2025/09/30: While a real-time KROM UAT Test Scripts Tracker has been implemented to support visibility into test execution, the Defect Log is maintained separately. Although the dashboard provides useful insights maintaining separate tools introduces potential redundancy and increases the risk of defects being missed. IV&amp;V will continue to monitor the effectiveness of this process and tools as it supports accurate and timely defect management.</p> <p>2025/08/30: To track the status of UAT test scripts, CSEA created a KROM UAT Test Scripts Tracker in Excel. This tracker serves to document the results, the status, staff assigned, and other relevant details. When a script 'fails', CSEA then transfers the information to a Defect Log that ProTech monitors and manually updates. ProTech then adds the information into Jira, which is their defect management system. IV&amp;V will keep this open to monitor how well this solution functions in practice.</p> <p>2025/07/31: The weekly July 30th meeting was cancelled and as a result, testing and project progress was based upon the July 23rd update. Jira's real-time dashboard provides insight primarily into the <i>defect tickets</i> which increased in July to 40. IV&amp;V noted that there were declines in system integration testing and the overall system installation phase. It is not clear based upon the status reports and accessing Jira's system why the reversal in reporting progress. Further clarification and/or modifying the current status reports may be needed so scheduling, resourcing, and level of effort impact can be determined.</p> <p>2025/06/30: A testing report was not included in the June 26, 2025 weekly status meeting. It was unclear to CSEA as to the reclassification, reprioritization, and handling of the remaining eight critical tickets. In a special meeting to review the eight critical Jira tickets, ProTech reviewed the internal documentation in Jira, which included the work performed, root cause analysis, screen shots of the results, and notes including the updated ticket status. IV&amp;V confirmed that two members of the CSEA leadership team currently have access to Jira. However, due to ongoing testing delays and challenges, IV&amp;V will continue to monitor this recommendation of test execution reporting as it supports overall testing progress.</p> <p>2025/05/30: The weekly status reports and test status updates did not contain any evidence of final clarification or resolution of the discrepancies in defect retest counts across system testing. As such, there is no indication that these inconsistencies have been fully addressed or resolved, meaning this observation must remain open for continued monitoring and action.</p> <p>2025/04/30: In April Protech (DDI) fully stood up and transitioned all testing activities and ownership of the AWS environment for the KROM project. While the team is now using a testing dashboard in Jira which is transparent, the Deliverable D-21 (System Test Results Report) is at 25% completion and defect traceability and test closure are not finalized.</p> <p>2025/03/31: Throughout March, risk and issue tracking improved through targeted updates in the IV&amp;V reports and touchpoint confirmations; however, the RAID log content was not consistently cited in weekly status reports. While IV&amp;V validated the active status of several key risks (e.g., Risk #89 related to data validation and Risk #112 concerning test execution continuity), these risks were primarily referenced through summary narratives, not as direct log item linkages. The most recent RAID log submitted in March lists several active risks not fully integrated into status reports, suggesting this observation should remain open until cross-referencing practices between RAID logs and weekly reporting are standardized.</p> <p>2025/02/28: While testing reports did show improvement in February, IV&amp;V will continue to monitor the clarity of the weekly testing reports citing the transition of testing responsibilities to Protech. In order to placemark test reporting progress and clarity, the percentage of testing per testing stream is as of 02/19/2025:  - Financial Test Deck (FTD): 75% complete (18 scenarios passed, 6 active).  - System Integration Testing (SIT) Execution: 82% complete (78 out of 95 test scripts executed).  - Batch Job Testing: 38% validated (improving from previous months, but still below required levels).  - Refined UI Testing: 90% complete (410 screens tested, 41 failed cases awaiting defect resolution).  IV&amp;V will continue to monitor test reporting clarity through the transition to Protech testing oversight.</p> <p>2025/01/31: Ongoing challenges related to resource constraints and finalizing validation efforts require continued monitoring to ensure full implementation and long-term stability.</p>		

ASSESSMENT AREA	OBSERVATION ID	TYPE	ORIGINAL SEVERITY	CURRENT SEVERITY	OBSERVATION	INDUSTRY STANDARDS AND BEST PRACTICES	ANALYSIS	RECOMMENDATIONS	STATUS	STATUS UPDATE	CLOSED DATE	CLOSURE REASON
Process	2024.12.006	Risk	Moderate	Low	Some lower-priority testing, such as reporting subsystem batch jobs, reflects 0% progress.	PMBOK® v7 encourages scope and schedule flexibility in adaptive project environments.	Delays in non-critical tasks, such as reporting subsystem batch jobs with 0% progress, highlight the need to reallocate resources to critical testing activities. By deprioritizing these areas and requesting extensions, as supported by PMBOK® v7, the project can focus on achieving timely completion of high-priority deliverables such as KMS Go-Live.	(2024.12.07.R1) Request Extension for Non-Critical Deliverables: Deprioritize non-critical testing areas and request extensions for their delivery to reallocate focus to critical testing. To ensure timely completion of high-priority deliverables such as KMS Go-Live.	Open	<p>2025/09/30: Currently SIT is running in parallel to UAT. Although resolving SIT defects are a priority and associated deadlines were extended, there is the potential for lower priority items such as lower priority UAT defects that may be addressed ahead of outstanding SIT items, thus causing impact delays to closing SIT. Resolution of outstanding SIT defects will remain under ongoing review.</p> <p>2025/08/30: The project was rebaselined and the remaining non-critical SIT defects were assigned due dates. The project initiated UAT. CSEA established a KROM UAT Test Scripts dashboard and CSEA and ProTech are using a Defects Log to report and track defects. The Defect Log includes a severity rating field. There are over 1400 test scripts created to date, IV&amp;V will continue to monitor the defects management process as it expands to include UAT and how well the severity rating leads to results.</p> <p>2025/07/31: CSEA has received an updated schedule from ProTech. However, IV&amp;V has not yet reviewed or verified the revised schedule to determine if the proposed timeline adequately reflects the prioritization of critical testing activities or the inclusion of non-critical testing activities and deliverables. IV&amp;V will provide an update once the revised schedule has been accepted (by CSEA), received, and reviewed.</p> <p>2025/06/30: The remaining open tickets have been reclassified with assigned levels (by ProTech) for priority and criticality. Tickets requiring assistance from IBM are forwarded. It appears that all of the remaining 37 open tickets are being actively worked upon as the goal for ProTech is to have no open tickets to exit SIT. The recommendation is still applicable and IV&amp;V will continue to monitor the defects management process.</p> <p>2025/05/30: May project updates did not provide explicit evidence of closure for lower-priority testing tasks, such as reporting updates and document finalization. These activities remain open and require focused attention to complete supporting documentation.</p> <p>2025/04/30: The incomplete state (25%) of D-21 (System Testing Report) as of April 30 further supports keeping Observation 2024.12.006 open. The delays are not isolated to minor reports, they affect key transition documentation necessary for testing and cutover. This document is essential for closing out system testing, gating acceptance testing start, and meeting stakeholder validation requirements.</p> <p>2025/03/31: In March, the project team communicated and aligned on a revised Go-Live date of November 11, 2025, extending the overall timeline to accommodate continued validation activities, including batch outputs and reporting. While a formal extension request specific to non-critical test items was not documented, the extended schedule and associated updates reflect a de facto approval for additional testing time. This schedule shift has enabled continued work on lower-priority validations, effectively meeting the recommendation's intent. This item may be considered for closure, contingent upon confirmation that remaining report testing is included in the updated cutover and UAT planning. Closure will also be contingent upon Protech completing the activities in the transition SOW for CSEA to review and provide approval in order to formalize the schedule.</p> <p>2025/02/28: In February, the testing teams have prioritized System Integration Testing (SIT) and Financial Deck Testing (FTD) execution, delaying non-essential batch jobs to mitigate schedule risks. A formal extension request is in discussion to defer lower priority deliverables like reporting subsystem batch jobs, ensuring resource alignment with critical milestones. IV&amp;V will continue to monitor the outcome of the discussions.</p> <p>2025/01/31: Continued progress in refining data management processes and enhancing coordination among key stakeholders. However, persistent challenges in ensuring data accuracy and resolving inconsistencies require further validation efforts and ongoing oversight to achieve full resolution.</p>		

ASSESSMENT AREA	OBSERVATION ID	TYPE	ORIGINAL SEVERITY	CURRENT SEVERITY	OBSERVATION	INDUSTRY STANDARDS AND BEST PRACTICES	ANALYSIS	RECOMMENDATIONS	STATUS	STATUS UPDATE	CLOSED DATE	CLOSURE REASON
Process	2024.12.007	Risk	Moderate	Moderate	Risks related to dependencies, resource availability, and stakeholder approvals are not explicitly mitigated in the schedule. Weekly reports highlight an increasing trend in defects, with 480 defects logged as of December 18, 2024.	ISO/IEC 16085:2021 highlights risk management as a critical process for life cycle projects.	The increasing trend in logged defects (480 as of December 18, 2024) and unmitigated risks related to dependencies and resource availability emphasize critical gaps in risk management. Enhancing the risk mitigation plan, as recommended by ISO/IEC 16085:2021, will address recurring issues in defect-prone areas like financials and interfaces, reducing the likelihood of further delays.	(2024.12.08.R1) Further enhance the risk mitigation plan targeting defect-prone areas such as financials and enforcement systems, proactively reducing the likelihood of additional delays caused by recurring issues.	Open	<p>2025/09/30: The issue regarding unmitigated risks in the project schedule remains ongoing. Risks related to dependencies, resource availability, and stakeholder approvals continue to lack mitigation strategies. Recommendation 2024.12.08.R1 is still applicable.</p> <p>2025/08/30: With the acceptance of Change Request PCR-7, the project schedule has been rebaselined. Remaining SIT defects have been assigned due dates for completion. A 20-day float has been added to the schedule to mitigate schedule risk. Because of these activities, risk has been downgraded to low, however, in light of an aggressive UAT schedule, IV&amp;V will keep this open and continue to monitor.</p> <p>2025/07/31: There is currently an increased 80-day variance and the open defect tickets have increased to 40. While ProTech has demonstrated adequate documentation of defects/tickets, the current schedule does not sufficiently address risks related to dependencies, resource availability, and stakeholder approvals. The project is currently undergoing rebaselining, and IV&amp;V has not yet received, reviewed, or confirmed whether the revised schedule includes a comprehensive risk mitigation strategy. IV&amp;V will provide an update once the revised schedule has been accepted (by CSEA), received, and reviewed.</p> <p>2025/06/30: The project schedule has a 69-day variance and there are still 37 open defect tickets remaining. Staff resourcing, coordination, and stakeholder approvals are areas of high risk. The risk mitigation plan is not tightly integrated with a current or realistic project schedule. IV&amp;V will continue to monitor this observation.</p> <p>2025/05/30: The weekly status and testing reports continue to document an upward trend in total logged defects, reaching 480 as of late May. This reinforces ongoing risks to schedule alignment and stakeholder confidence if defect closure efforts are not prioritized.</p> <p>2025/04/30: Compliance and Penetration Testing tasks, dependencies and resource availability remain unassigned as of April 30.</p> <p>2025/03/31: In March, risk awareness remained a core focus across IV&amp;V and stakeholder reporting, with specific emphasis on transition readiness, batch data quality, and cutover planning risks. Active risks such as Risk #89 (data extraction) and Risk #112 (testing transition) were tracked through status reports and IV&amp;V analysis, and the March RAID log reflected five open risks aligned with ongoing project concerns. However, RAID log integration into weekly reports was still partial, with risk IDs not consistently cited in narrative updates. As such, this observation should remain open, pending full and consistent mapping of RAID risks into weekly reporting artifacts and stakeholder communications.</p> <p>2025/02/28: In February, risk management processes remain active, with ongoing monitoring of resource allocation, batch job validation, and interface file resolution. Several risks remain open, including data extraction delays, defect resolution issues, and resource constraints. Additional verification and sustained monitoring are needed to ensure risk mitigation strategies are fully implemented before closure.</p> <p>2025/01/31: Risk mitigation efforts, including strengthened collaboration between teams to address system integration challenges and resolve key technical issues improved in January. However, some dependencies remain unresolved, necessitating additional testing and validation to fully mitigate potential risks before implementation.</p>		

ASSESSMENT AREA	OBSERVATION ID	TYPE	ORIGINAL SEVERITY	CURRENT SEVERITY	OBSERVATION	INDUSTRY STANDARDS AND BEST PRACTICES	ANALYSIS	RECOMMENDATIONS	STATUS	STATUS UPDATE	CLOSED DATE	CLOSURE REASON
Process	2023.10.002	Risk	Moderate	Low	<p>Project management responsibilities may impact effective project execution.</p> <p>The review of prior findings confirms that several closed issues correlate with ongoing challenges in data validation, resource management, interface dependencies, and testing progress. To ensure project success and minimize cutover risks, reopening these findings and implementing corrective actions are advised.</p> <p>Dependencies such as task 593 for "XMS: Acceptance Test Scripts Development Complete" remain unfulfilled. Weekly reports identify unresolved data file dependencies and incorrect file formats (e.g., GDG issues in batch jobs), further delaying progress.</p> <p>Linear task sequencing contributes to delays where tasks could feasibly run in parallel (e.g., compliance and database migration). Financials have 0% validation coverage in the refined UI, highlighting the backlog.</p> <p>REOPENED – May 2025 The May 2025 project schedule continues to show a 54-day variance from the baseline, with no formal rebaseline in place to reflect ongoing challenges. This delay is primarily driven by unresolved critical system testing defects, persistent data extract discrepancies, and performance tuning issues in key batch jobs. The lack of a formal schedule rebaseline or update further elevates the risk of downstream impacts on UAT readiness and stakeholder confidence.</p> <p>The CSEA Project Manager has temporarily exited the project with CSEA Project Leadership providing interim coverage. The project at the end of May was experiencing a 54-day variance with zero float in the critical path. Related RAID Log Action Items have not been reassigned to interim coverage owners.</p>	<p>PMBOK® v7 emphasizes resource optimization as part of the "Resource Management" domain. Aligning resource capacity with demand ensures timely task completion.</p> <p>Performance Domain: Stakeholder – emphasizes maintaining active engagement and accountability during governance transitions to ensure continued project alignment and stakeholder confidence.</p> <p>Performance Domain: Planning – requires integrated schedules that reflect realistic milestone targets and incorporate decision-making frameworks, ensuring that governance and planning activities are fully synchronized for project success.</p> <p>ISO/IEC 16085:2021 recommends proactive risk management to identify areas where concurrent task execution mitigates schedule risks.</p>	<p>CSEA's KEIKI system currently relies on a legacy cyberfusion system running on the State's mainframe for system file and data exchanges with multiple State of Hawaii agencies. The timing of multiple agencies moving off the mainframe at different times will result in the need to modify KEIKI system interfaces after the system has been deployed. Until other State modernization projects are completed, the KEIKI project cannot perform server-based data exchanges and will need to continue to interface via the mainframe.</p> <p>In addition, as the KEIKI project involves integrating a modernized child support system with existing legacy systems, there may be other technological and architectural gaps that arise. These gaps can include differences in technology stacks, such as programming languages, database systems, and operating environments, as well as the absence of modern application programming interfaces (APIs) in the legacy systems. Based on the timing of concurrent State of Hawaii modernization projects and upgrades, the end-to-end testing of the KEIKI system may necessitate the undertaking of supplementary tasks, allocation of additional resources, and coordination efforts.</p> <p>REOPENED: May 2025 Schedule Variance: This delay is primarily driven by unresolved critical system testing defects, persistent data extract discrepancies, and performance tuning issues in key batch jobs. The lack of a formal schedule rebaseline or update further elevates the risk of downstream impacts on UAT readiness and stakeholder confidence.</p> <p>Project Management Interim Coverage: The departure of the CSEA Project Manager in May has introduced an immediate need for documented interim project management coverage to maintain project governance continuity. While CSEA project leads have assumed responsibility in the short term, the lack of a formalized approach leaves potential gaps in accountability, risk tracking, and decision-making. Ensuring that interim coverage roles are clearly defined and integrated into overall project governance will reduce risks of miscommunication and schedule misalignment. The details of these governance alignments and assignments should be clearly communicated to stakeholders and reflected in project documentation.</p>	<p><b>REOPENED:</b> (2023.10.002.R1) Improve the project schedule to address schedule concerns. – Develop a detailed plan with assigned resources to complete project tasks. – Provide the appropriate detail of tasks, durations, due dates, milestones, and key work products for various parties. CSEA assigned tasks should also be clearly reflected in the project schedule. – Obtain agreement on the baseline schedule and then hold parties accountable for tasks and deadlines.</p> <p><b>REOPENED:</b> (2023.10.002.R2) Determine the root causes of delays and develop plans to address them. – Perform a root cause analysis including defining the problem, brainstorming possible causes, and developing a plan to address the root cause of the problem such as resource constraints, dependencies, and undefined tasks. Assess potential opportunities for parallelizing workstreams and efforts. – Based on the experience of the last two months, create a realistic schedule based on the time and resources needed to perform tasks.</p> <p><b>CLOSED:</b> (2023.10.002.R3) Assess the need for additional ProTech resources for project management support.</p> <p><b>CLOSED:</b> (2023.10.002.R4) Have the CSEA and ProTech Project Managers adopt a more joint, collaborative approach. – Have the Interim PMs clearly define their roles and responsibilities in project management responsibilities. – Actively plan, share, and execute project responsibilities.</p>	Reopened	<p>2025/09/30: Recommendation 2023.10.002.R1 – The project was rebaselined, however, there are still tasks that needed to be added and properly reflected such as resolving SIT defects that need to be added to the project schedule. Due to the ongoing gaps, a new Observation 2025.09.001 has been opened to continue tracking this issue.</p> <p>2025/09/30: Recommendation 2023.10.002.R2 – There has been no change to this process. IV&amp;V continue to monitor. The risk continues to be low as currently the schedule is on track to meet the March 3, 2026 go-live date.</p> <p>2025/08/30: Recommendation 2023.10.002.R1 – With the acceptance of Change Request PCR-7, the project schedule has been rebaselined. CSEA is actively managing UAT through structured teams, defined functional areas, and a five-region based testing schedule with the fifth region dedicated to interfaces. While the risk has been downgraded to low due to this realignment, IV&amp;V will keep this observation open to monitor how well the updated schedule supports implementation and keeps parties accountable. As effects continue to be processed, IV&amp;V will observe how resources are managed and the schedule is realistic.</p> <p>2025/08/30: Recommendation 2023.10.002.R2 – The rebaselined schedule provides a more accurate list of remaining tasks and when they are due. IV&amp;V will keep this observation open and will continue to monitor how effectively the schedule reflects the actual time and resources needed to resolve the remaining SIT defects and support UAT execution.</p> <p>2025/07/31: Recommendation 2023.10.002.R1 – The project schedule delay has increased to an 80-day variance. Verified that deliverables include supporting tasks related to when the submission and approval for the deliverables will occur. However, many of these dates are stale and need to be updated. CSEA has received an updated project schedule from ProTech. This revised schedule has not yet been approved by CSEA, nor reviewed by IV&amp;V. Thus, confirmation of whether it includes the appropriate level of detail regarding the remaining task assignments, durations, milestones, and deliverables remains to be verified.</p> <p>2025/07/31: Recommendation 2023.10.002.R2 – Root cause analysis is being performed on open defect tickets, and various schedule delay priorities are being discussed, triaged to determine appropriate mitigation strategies and decisions assigned for follow-up action. Despite these efforts, the recommendation to have a current realistic schedule based on the time and resources needed to perform tasks remains outstanding. An updated schedule was received by CSEA, however, IV&amp;V has not yet reviewed or verified whether it reflects a comprehensive approach to addressing the remaining open tasks, deliverables, defects, and resource allocations with attainable timelines. IV&amp;V will provide an update once the schedule has been accepted (by CSEA) and reviewed.</p> <p>2025/06/30: Recommendation 2023.10.002.R1 – The project schedule delay has increased to a 69-day variance. While ProTech has shown the performance of root cause analysis, and documented problem solving solutions including screen shots, the schedule is still outdated and does not adequately reflect the current changes and remaining open tasks. ProTech has proposed to update the project schedule after the issues and defects have been resolved and have exited the SIT phase. ProTech continues to actively work on the 37 remaining open defects and batch load testing. The schedule is at risk and recommendations remain current.</p> <p>2025/06/30: Recommendation 2023.10.002.R2 – Upon reviewing internal Jira documentation on testing, ProTech is performing root cause analysis, output(s) include screen shots, and testing notes on open tickets. The current schedule does not appear to reflect the timing of testing completion or the resolution of open activities. IV&amp;V will continue to monitor.</p> <p>2025/06/30: Recommendation 2023.10.002.R4 – CSEA leadership and ProTech have jointly addressed the gap left by the temporary departure of the CSEA Project Manager. This was conveyed both in written and verbal communications. This recommendation has been addressed and is now Closed.</p> <p>2025/05/30: The temporary leave of absence of the CSEA Project Manager which is now being covered by the CSEA project leads furthers the need to update governance and decision frameworks to document and formalize the roles of interim CSEA project leads covering the CSEA's Project Management responsibilities. This will ensure accountability, maintain stakeholder alignment and reduce the risk of gaps in project oversight and consistency. This would be an opportune time to access the root causes driving schedule delays and work with ProTech to align an agreed schedule in order to eliminate further cascading delays in the project go live date, which is experiencing a 54-day variance from the baseline schedule as of May 30, 2025. Project governance documents, (e.g. RAID Log) should be reviewed and assigned to appropriate action owners. Communications should be drafted to all project stakeholders in order to align them to the appropriate interim project manager with area of oversight responsibility.</p>	<p>Original Close: 2024/05/31 Reopened: 2023.10.002.R2 2024/12/24 Reopened: 2023.10.002.R1 and 2023.10.002.R4 2023/50/30 Closed: 2023.10.002.R4 2025/06/30</p>	Original Closure Note: Closed as the project managers are working more collaboratively to share and execute project responsibilities.

ASSESSMENT AREA	OBSERVATION ID	TYPE	ORIGINAL SEVERITY	CURRENT SEVERITY	OBSERVATION	INDUSTRY STANDARDS AND BEST PRACTICES	ANALYSIS	RECOMMENDATIONS	STATUS	STATUS UPDATE	CLOSED DATE	CLOSURE REASON
Process	2023.10.002 (continued)	Risk	Moderate	Low						<p>2025/04/30: The root causes driving schedule delays, such as lack of resource clarity, overlapping dependencies, and unscheduled support tasks, remain visible in April. While the project team responded to delays with schedule updates (PCR-3) and completed SIT iteration 2, the conditions that led to earlier delays have not been systematically mitigated. The continued shifting of the estimated Go-Live date beyond PCR-3's approved timeline further supports the observation that a durable resolution has not yet been realized. IV&amp;V also notes that the critical path from Deliverable D-21 approval to Acceptance Testing start remains under pressure, with zero float, increasing the likelihood of cascading delays if unresolved tasks are not completed promptly. IV&amp;V recommends that the project team consider conducting a root cause analysis and reviewing ownership assignments for critical path readiness tasks, including batch finalization, training, and security preparation, in alignment with PMBOK® v7 guidance on Risk and Resource Management, to reduce the likelihood of further schedule compression.</p> <p>2025/03/31: As of March, project reporting has improved in granularity, with weekly status reports consistently identifying active risks and testing-related blockers, and IV&amp;V tracking individual RAID log items (e.g., Risks #89 and #112). However, formal distinction between risks, issues, and decisions remains inconsistent across communications, particularly in status reports, where these items are often combined into narrative summaries without clear labeling. While the March RAID log itself includes structured entries for each category, this observation should remain open until consistent, category-specific tagging is incorporated into all reporting streams. In order for CSEA to formally approve the new project schedule, Protech must complete the activities in the transition SOW. Protech needs to schedule a firm delivery date that is acceptable to CSEA with urgency, since the schedule cannot be formally aligned in its absence.</p> <p>2025/02/28: Efforts to parallelize workstreams (Recommendation 2023.10.002.R2-2) are being evaluated, but coordination between Protech and CSEA while underway is facing larger priorities for testing transition. While progress has been made in identifying root causes and adjusting scheduling strategies, this recommendation is requiring a more structured approach to align testing priorities which may end up being addressed in the testing transition plan. IV&amp;V will continue to monitor that progress.</p> <p>2024/02/29: The project schedule does not include all project tasks and is being updated to include more granular-level project activities. One recommendation was closed as Protech added additional project management resources.</p>		
Process	2025.09.001	Risk	Moderate	Moderate	Implementation Phase Gating: System Installation Testing (SIT) should be completed with no open defects prior to entering UAT. PCR-9 allows for the project to enter the Implementation Phase prior to completing SIT activities including unresolved defects and untested batch jobs.	SWEBOK v3.0 Chapter 5 recommends that System testing is performed before acceptance testing to ensure that the system meets its specified requirements. ISO/IEC 27001 Annex A.14.2.9 states that System acceptance testing procedures must be completed and reviewed to ensure all functional and security requirements are met before user acceptance tests are conducted.	Initiating UAT while system testing is still underway introduces risk. Although ProTech has assured CSEA that there would be no conflicts with UAT, higher priority or severity defects may be uncovered during UAT that may interfere with completing the SIT defects on schedule. This dual focus strains resources, as teams are forced to juggle defect resolution and UAT execution simultaneously and it may result in the inefficient use of personnel and delays.	(2025.08.001.R1) As deadlines have been assigned, ensure that there are defined plans and set up checkpoints to ensure the assignees have a road map and progress can be monitored. (2025.08.001.R2) Track defects rigorously, prioritizing resolution to stabilize the system as quickly as possible. (2025.08.001.R3) Adjust the UAT schedule and staffing to ensure resources are deployed effectively once the system is ready. (2025.08.001.R4) – Prepare test teams with updated documentation, defect status reports, and contingency plans to resume UAT efficiently once the system testing is complete.	Open	<p>2025/09/30: Recommendations 2025.08.001.R1 and 2025.08.001.R3 – Checkpoints and deadlines should be updated in the project schedule. An observation was opened in September 2025 to update the project schedule with MOU deadlines.</p> <p>2025/09/30: Recommendation 2025.08.001.R2 – The defects tracker is being utilized to communicate priority to the DDI team. Continuing to monitor effectiveness.</p> <p>2025/09/30: Recommendation 2025.08.001.R4 – Currently, UAT follows preexisting activities. IV&amp;V will continue to monitor.</p>		

ASSESSMENT AREA	OBSERVATION ID	TYPE	ORIGINAL SEVERITY	CURRENT SEVERITY	OBSERVATION	INDUSTRY STANDARDS AND BEST PRACTICES	ANALYSIS	RECOMMENDATIONS	STATUS	STATUS UPDATE	CLOSED DATE	CLOSURE REASON
Technology	2024.06.001	Risk	Moderate	Moderate	There is a risk for delays in the data extraction process, which is critical for the cutover activities, due to reliance on shared mainframe resources, inefficiencies in data extraction programs, and long download/upload times. This could impact the project by increasing costs, compromising the quality of the overall solution, and causing operational downtime of 4 to 5 days during the cutover weekend, thereby extending the project timeline.	IEEE 1012-2016	<p>The data extraction process is critical for the cutover activities and current projections show potential for significant delays. This issue results from reliance on shared mainframe resources, inefficiencies in data extraction programs, and long download/upload times. Each time new data is needed for testing, the entire database must be extracted, which is time-consuming. CSEA is evaluating a SQL replication strategy to replace the current process and has assigned two dedicated resources to identify and test this approach. Daily meetings with DDI and CSEA have been established to collaborate on this issue. The target for validating this approach is July 31st.</p> <p>The static data collected from the data extract process projects a worst case scenario of 12 to 36 days to fully extract ADABAS data to the 374 flat files, including downloading and uploading the files. This arises due to: 1) CSEA uses a shared mainframe, 2) inefficiencies of data extraction programs, 3) download/upload times. The data extract process is central to the cutover activities completing over Fri/Sat/Sun. If not improved, CSEA may face 4/5 days operational downtime for cutover weekend.</p>	<p>(2024.08.001.R1) Verification of Data Extraction and Conversion Processes  – Standard(s): IEEE 1012-2016 Emphasis: Verification ensures that the system is built correctly according to its specifications.  o Recommendation: Implement a thorough verification process for all data extraction and conversion methods, particularly the ASCII to BCP script conversions. Establish checkpoints where the file counts and conversion accuracy are verified before moving to subsequent phases of the project to avoid potential issues in later stages.</p> <p>(2024.08.001.R2) Validation of Extracted Data Consistency  – Standard(s): IEEE 1012-2016 Emphasis: Validation ensures that the system meets its intended use and satisfies user needs.  o Recommendation: Conduct end-to-end validation of the extracted data, ensuring that the SQL-to-SQL comparisons are consistent and match across systems (Protech and CSEA). Given the noted discrepancies, a validation step should be introduced after each major extraction and conversion task (e.g., Task 18). This will confirm that the extracted data matches the expected output and is usable for further processing.</p> <p>(2024.08.001.R3) Risk Management for Binary and ASCII File Handling  – Standard(s): IEEE 1012-2016 Emphasis: Risk management is integrated into the IV&amp;V process to identify potential risks and implement mitigation strategies.  o Recommendation: Assess the risks associated with the conversion and handling of binary and ASCII files. Discrepancies in binary file counts and the use of converters for 27 files were discussed. It is recommended to perform risk analysis on these conversions, ensuring that any potential data corruption or loss during conversion is identified and mitigated. Consider implementing additional testing and validation for these specific files.</p> <p>(2024.08.001.R4) Resource Management and Space Availability  – IEEE 1012-2016 Emphasis: Resource management is crucial for the successful execution of project activities.  o Recommendation: The observation regarding potential space risks should be taken seriously. Conduct a resource assessment to ensure that there is sufficient storage and computing resources to handle the extraction, conversion, and processing of data. This should be done before the extraction process begins, with contingency plans in place in case of resource shortages.</p>	Open	<p>2025/09/30: Observation 2024.06.001 remains open.</p> <p>Recommendations 2024.08.001.R1/R2: Data extraction and file exchange processes still present a moderate risk of delay. While key data validation issues (e.g., negative values, auto-cataloging) have been resolved, ETS access limitations and pending mainframe JCL testing continue to delay full validation of the automated data exchange. These dependencies could impact the project's ability to complete end-to-end data transfer testing on schedule if not resolved in October.</p> <p>Recommendation 2024.08.001.R3: End-to-end verification of all 27 converted files and final risk closure remain dependent on ETS authorization for JCL testing and CyberFusion data exchange validation.</p> <p>Recommendation 2024.08.001.R4: The AWS DR configuration and database replication deployments confirm that adequate storage and computing resources are now available for test and extract operations. However, mainframe space and access limitations persist due to pending ETS authorization and incomplete JCL testing, which means the resource sufficiency validation across all environments has not yet been fully proven. IV&amp;V will continue to monitor this risk through October until full DR execution, ETS testing, and data exchange validation confirm that all resource and space requirements are met under load conditions.</p> <p>2025/08/27: Observation 2024.06.001 remains open. In August, CSEA advanced efforts to mitigate risks in the data extraction process, completing key steps toward implementing SQL replication as an alternative to full ADABAS extracts. While replication testing was successfully executed to CSEADSSDEV on August 21, unresolved inefficiencies in the extraction process still pose a risk of extended cutover downtime if not fully validated. Collaboration between CSEA and DDI continues, but data readiness remains a constraint to overall cutover planning.</p> <p>2025/07/31: As of July 31, 2025, Observation 2024.06.001 remains open. While improvements in the data extraction process are evident, full validation of the non-hybrid method has not been completed, and the risk of delays impacting cutover remains active. The project has not met the original July 31 target for validating the SQL replication strategy. However, efforts to improve performance and throughput have yielded measurable results. Protech implemented table partitioning (e.g., for table F156) and parallel binary loading, which reduced extraction times for large data sets—specifically lowering some batch load durations from 17 hours to under 5 hours. Despite these gains, record count mismatches persist between ADABAS and SQL outputs, and additional verification is required.</p> <p>The project continues to rely on the hybrid extract method, with the non-hybrid strategy still under evaluation. No confirmation has been issued that the non-hybrid method is viable or production-ready. As of the July reporting period, five performance-related defects remain open, primarily linked to batch programs such as OCSE157, State Tax Offset, and AP Bill processing. These defects further indicate that batch performance under current extract conditions has not yet met legacy expectations.</p> <p>Verification and validation efforts (Recommendations 2024.08.001.R1–R4 under IEEE 1012-2016) are partially implemented. ASCII to BCP script verification checkpoints are in place, and SQL-to-SQL data comparisons between CSEA and Protech are ongoing. However, interface-level discrepancies and binary file handling risks remain under review. Additional automated conversion validation, resource planning for extract capacity, and file-level error tracking are recommended to further reduce the risk of corruption and operational downtime during cutover.</p> <p>Given the persistence of mismatches, unvalidated non-hybrid extraction, and unresolved performance defects, this observation will remain open and under IV&amp;V monitoring through August. The ability to mitigate cutover weekend downtime, projected at 4–5 days under current extraction conditions, depends on successful validation of an efficient and reliable data extract process. IV&amp;V recommends continued tracking of this risk as a potential impact to cutover scheduling and system readiness.</p> <p>2025/06/25: In June, the data extract validation process between ADABAS and SQL continued to show record count mismatches, requiring further investigation and validation during system testing. Both hybrid and non-hybrid extraction methods are under evaluation; however, the non-hybrid method remains untested, with its viability expected to be determined before UAT ends. A successful match was confirmed for the April 10 FCR outgoing pre-batch on June20, but consistent alignment across all datasets has not yet been achieved. To address performance discrepancies, Protech initiated table partitioning (e.g., F156) and parallel binary data loading, which successfully reduced batch load times from 17 hours to under 5 hours. Despite this improvement, five open performance-related defects remain, primarily affecting batch processes such as OCSE157, State Tax Offset, and AP Bill processing. IV&amp;V will continue to monitor progress toward the July target.</p>		

ASSESSMENT AREA	OBSERVATION ID	TYPE	ORIGINAL SEVERITY	CURRENT SEVERITY	OBSERVATION	INDUSTRY STANDARDS AND BEST PRACTICES	ANALYSIS	RECOMMENDATIONS	STATUS	STATUS UPDATE	CLOSED DATE	CLOSURE REASON
Technology	2024.06.001 (continued)	Risk	Moderate	Moderate						<p>2025/05/30: The May weekly status and testing status updates confirmed that data extraction processes and performance discrepancies continue to delay system readiness for UAT testing. Additional testing cycles and data mapping validation efforts are underway to address these extract issues. IV&amp; V will continue to monitor progress toward the July target.</p> <p>2025/04/30: In April CSEA and Protech (DDI) continue daily coordination post transition (DataHouse departure and transitional SOW activity completion). SQL replication testing is active but not yet fully validated as stable (RAID log Risk #89). Over 30 data outputs from the Feb 18th batch are still in the validation process and the process is still reliant on workarounds and contingency planning ahead of the July 31 validation target. Observation 2024.06.001 should remain open. While progress across all four recommendation areas is evident, final validation has not been achieved, and extract-related risks remain active. Continued IV&amp;V monitoring is necessary through July to assess the effectiveness of SQL replication and full extract validation before the system cutover.</p> <p>2025/03/31: In March, the project team made notable progress toward addressing data extract quality issues, including the launch of structured half-day CSEA agency validation sessions, and the initiation of a deliverable to identify non-printable characters in hybrid DB fields. Although SQL replication failures and data formatting mismatches remain contributors to delayed batch output validation, Risk #89 continues to track these issues as open. With key activities underway but final validation still pending for over 30 outputs from the February 18 batch cycle, this observation should remain open, with closure considered once extract stability and validation results are fully confirmed. We acknowledge that targeting the new Go-Live date of November 11, 2025 to utilize a long weekend for cutover will reduce risk.</p> <p>2025/02/28: While progress has been made in refining extraction strategies and implementing validation checkpoints, full validation and risk mitigation have not been achieved, and cutover risks remain active. Continued IV&amp;V monitoring is required to ensure SQL replication testing is validated and operational before cutover planning. SQL replication testing continues (Recommendation 2024.08.001.R1), with CSEA and DDI holding daily coordination meetings, but validation of the approach has not yet been completed. These activities will need to resume with Protech taking over DDI's responsibilities. Verification and validation steps have improved (Recommendation 2024.08.001.R2), but discrepancies in extracted data persist, requiring additional conversion accuracy checks and space management adjustments (Recommendation 2024.08.001.R4). Risk management for binary and ASCII file handling. Recommendation 2024.08.001.R3 is ongoing, with proactive error tracking reducing potential corruption risks, but validation remains incomplete.</p> <p>2025/01/31: The latest status update for January indicates continued collaboration between CSEA and DDI to refine the SQL replication strategy, with dedicated resources actively testing extraction improvements to mitigate risks associated with prolonged data transfer times. In alignment with IEEE 1012-2016, verification checkpoints have been partially implemented (Recommendation 2024.08.001.R1), validation steps for extracted data consistency are progressing (Recommendation 2024.08.001.R2), and additional risk assessments for binary and ASCII file handling are ongoing to prevent data corruption (Recommendation 2024.08.001.R3), while space availability concerns remain under review with contingency planning in progress (Recommendation 2024.08.001.R4).</p> <p>2024/12/24: Recommendation 2024.08.001.R1 – Verification of Data Extraction and Conversion Processes: Verification processes have progressed, with partial implementation of checkpoints for ASCII to BCP script conversions. File counts and conversion accuracy validations are ongoing, resolving discrepancies iteratively to reduce downstream errors. Additional automated checks are required to fully strengthen the verification process.</p> <p>2024/12/24: Recommendation 2024.08.001.R2 – Validation of Extracted Data Consistency: SQL-to-SQL comparisons between Protech and CSEA systems have advanced, with validation checkpoints introduced after major extraction tasks. Improvements in data alignment are evident, but interface data discrepancies remain, requiring further validation for end-to-end consistency across systems. Batch validation using September 30 production data demonstrated reduced inconsistencies.</p> <p>2024/12/24: Recommendation 2024.08.001.R3 – Risk Management for Binary and ASCII File Handling: Risk assessments for binary and ASCII file conversions have identified critical areas requiring additional testing to mitigate risks of data corruption. Packed binary and date/time field issues have been resolved, but validation of file integrity during conversion phases is still crucial. Proactive error tracking has minimized potential issues during testing phases.</p> <p>2024/12/24: Recommendation 2024.08.001.R4 – Resource Management and Space Availability: Resource assessments and adjustments to mainframe utilization have improved testing efficiency by addressing storage and computational limitations. Contingency plans for storage shortages have been established, ensuring smoother testing and batch processing cycles. Continued focus on resource prioritization is needed to avoid delays in high-demand testing periods.</p>		

ASSESSMENT AREA	OBSERVATION ID	TYPE	ORIGINAL SEVERITY	CURRENT SEVERITY	OBSERVATION	INDUSTRY STANDARDS AND BEST PRACTICES	ANALYSIS	RECOMMENDATIONS	STATUS	STATUS UPDATE	CLOSED DATE	CLOSURE REASON
Technology	2024.06.001 (continued)	Risk	Moderate	Moderate						<p>2024/11/27: Recommendation 2024.08.001.R1 – Verification of Data Extraction and Conversion Processes: Verification processes have been strengthened, particularly for ASCII to BCP script conversions. File counts and conversion accuracy are now validated during batch validation and regression testing phases, with checkpoints implemented to ensure accuracy before advancing to subsequent phases. Discrepancies if field alignment and conversion accuracy are being resolved iteratively, reducing downstream errors.</p> <p>2024/11/27: Recommendation 2024.08.001.R2 – Validation of Extracted Data Consistency: End-to-end validation has been introduced, including SQL-to-SQL data comparisons between Protech and CSEA systems. Validation checkpoints after major extraction tasks ensure consistency in extracted data outputs. Major improvements in data alignment and reduced inconsistencies, as seen in batch validation using September 30 production data.</p> <p>2024/11/27: Recommendation 2024.08.001.R3 – Risk Management for Binary and ASCII File Handling: A detailed risk assessment has been performed for binary and ASCII file conversions, particularly for 27 critical files identified in earlier phases. Additional testing is underway to mitigate risks of data corruption during conversion. Proactive error tracking and resolution are reducing potential issues, with measures in place to validate file counts and integrity during each phase of testing.</p> <p>2024/11/27: Recommendation 2024.08.001.R4 – Resource Management and Space Availability: Resource assessments were conducted to ensure adequate storage and computational capacity for extraction and conversion tasks. Contingency plans have been established to address potential storage shortages or computing delays. Resource prioritization and adjustments to mainframe utilization have minimized space risks and improved processing efficiency for ongoing testing and validation. IV&amp;V will continue to monitor the above recommendations until there is consistent evidence of resolution.</p> <p>2024/10/31: Recommendation 2024.08.001.R1 – Verification of Data Extraction and Conversion: Open – In Progress: Verification steps are underway with some checkpoints implemented. Critical issues, like date/time discrepancies, have been resolved. Checkpoints to verify file counts and conversion accuracy have been partially implemented, although more robust, automated checks are still needed.</p> <p>2024/10/31: Recommendation 2024.08.001.R2 – Validation of Extracted Data Consistency: Open – Partially Implemented: SQL replication and extraction validations have progressed, with critical issues such as date/time and packed fields now resolved. The October reports indicate that ongoing discrepancies in interface data and batch outputs still require validation to confirm end-to-end consistency across systems.</p> <p>2024/10/31: Recommendation 2024.08.001.R3 – Risk Management for Binary and ASCII File Handling: Open – In Progress: Some risk assessments have been completed, but specific evaluations for the binary and ASCII files are still needed. The packed field and date/time data issues were resolved, reducing some risk associated with binary data. Additional validation and testing for converted files remain crucial to ensure data accuracy in other key areas.</p> <p>2024/10/31: Recommendation 2024.08.001.R4 – Resource Management and Space Availability: Open – Ongoing Evaluation: Resource constraints, particularly related to mainframe and storage capacity, are still an area of focus. The October updates highlighted that batch and interface testing are sometimes delayed due to dependency on shared mainframe resources and long runtimes for large batch jobs. Develop contingency plans to manage high-demand periods and alleviate mainframe dependency for smoother testing cycles.</p> <p>2024/9/30: There is a delay in the resolution of the production test data delivery method, as noted in the weekly status report. The datetime issue with the replicated SQL data is a key blocker, with the CSEA working to resolve this through Natural programs. This has the potential to delay critical testing phases, as it impedes the ability to test with accurate production data. The date/time issue continues to be a blocker. Nulls and packed binary fields have been resolved. The UI refinement process has progressed, with 84% of the tasks completed. However, finalization and validation are still pending, and the scheduling of the walkthrough of the UI Refinement Plan is underway. The Financial Test Deck (FTD) execution is still only 35% complete, and scenario execution is 17% complete, while not directly on the critical path, delays in the FTD could become a future risk if unresolved issues persist. Batch testing is progressing, with 31% of batch test execution complete.</p> <p>2024/9/30: Recommendation 2024.08.001.R1 – Verification of Data Extraction and Conversion: Open – Progress made but verification of Ascii to BCP scripts and checkpoints not fully implemented.</p> <p>2024/9/30: Recommendation 2024.08.001.R2 – Validation of Extracted Data Consistency: Open – Partial progress, but full end-to-end validation of extracted data is still pending.</p> <p>2024/9/30: Recommendation 2024.08.001.R3 – Risk Management for Binary and ASCII File Handling: Open – No mention of specific risk assessments for binary and ASCII file handling; further analysis needed.</p>		

ASSESSMENT AREA	OBSERVATION ID	TYPE	ORIGINAL SEVERITY	CURRENT SEVERITY	OBSERVATION	INDUSTRY STANDARDS AND BEST PRACTICES	ANALYSIS	RECOMMENDATIONS	STATUS	STATUS UPDATE	CLOSED DATE	CLOSURE REASON
Technology	2024.06.001 (continued)	Risk	Moderate	Moderate						<p>2024/9/30: Recommendation 2024.08.001.R4 – Resource Management and Space Availability: Open – Ongoing evaluation of SQL replication strategy; resource concerns still active.</p> <p>2024/8/30: The key decision to determine and finalize the method of test data delivery is now anticipated for September and the outcome is now based upon the solution for the date/time issue and the packed binary fields. CSEA and Protech have worked diligently to clear the other issue of nulls.</p> <p>2024/7/31: CSEA is still investigating and testing the SQL to SQL solution, however, the testing results are still not meeting CSEA's expectations. CSEA's decision is due during the first week of August. Because of CSEA's concern that this issue is still unresolved, the potential impact on the schedule, the severity has been raised to high. IV&amp;V will continue to monitor these recommendations and validate progress until full resolution is achieved.</p>		
Technology	2024.03.001	Risk	Moderate	Moderate	The timing of other State of Hawaii modernization projects impacts the ability to properly design KEIKI system interfaces and will necessitate the need for interface modifications after its deployment, which can lead to additional costs, delays, and disruption to the system.		<p>CSEA's KEIKI system currently relies on a legacy cyberfusion system running on the State's mainframe for system file and data exchanges with multiple State of Hawaii agencies. The timing of multiple agencies moving off the mainframe at different times will result in the need to modify KEIKI system interfaces after the system has been deployed. Until other State modernization projects are completed, the KEIKI project cannot perform server-based data exchanges and will need to continue to interface via the mainframe.</p> <p>In addition, as the KEIKI project involves integrating a modernized child support system with existing legacy systems, there may be other technological and architectural gaps that arise. These gaps can include differences in technology stacks, such as programming languages, database systems, and operating environments, as well as the absence of modern application programming interfaces (APIs) in the legacy systems. Based on the timing of concurrent State of Hawaii modernization projects and upgrades, the end-to-end testing of the KEIKI system may necessitate the undertaking of supplementary tasks, allocation of additional resources, and coordination efforts.</p>	<p><b>CLOSED:</b> (2024.07.001.R1) It was recommended that CSEA meet with the new Chief Data Officer and also to meet with the EFS team to identify any potential impacts to CSEA and align with IT policies.</p> <p><b>CLOSED:</b> (2024.03.001.R1) CSEA should coordinate regular meetings with impacted State of Hawaii agencies.</p> <ul style="list-style-type: none"> <li>– Roles, responsibilities, expectations and interface requirements should be clearly defined to ensure information and project status is proactively communicated for the various modernization efforts.</li> </ul> <p>(2024.03.001.R2) The projects should properly plan for interfaces so that they are flexible enough to accommodate future changes and are compatible with other agencies.</p> <ul style="list-style-type: none"> <li>– Clearly identify all the interfaces that the system will interact with and how they will communicate.</li> <li>– Develop interfaces and data structure that are flexible enough to accommodate changes to the interfaces.</li> <li>– Detailed testing will be required as the various departments upgrade their systems to ensure compatibility.</li> </ul>	Open	<p>2025/09/30: Recommendation 2024.03.001.R2 – Interface Planning and Flexibility is partially mitigated but not yet fully closed. The KEIKI system interfaces have been successfully tested and validated within the current environment, confirming design flexibility and stable data exchanges. However, full compatibility and readiness across agency interfaces depend on external factors — namely ETS authorization, mainframe transitions, and other State modernization schedules. Continue to track this observation until end-to-end interface testing with DHS, DLIR, and OCS systems is complete and confirmed stable under the HOST-F configuration. Once validated, this risk can be closed as fully mitigated.</p> <p>2025/08/27: Recommendation 2024.03.001.R2 remains open. As of August 2025, KEIKI continues to depend on the State's mainframe and the legacy cyberfusion system for file and data exchanges, since concurrent State modernization projects are not yet complete. Interfaces remain mainframe-dependent, and testing confirmed technology and API gaps across legacy systems. The timing of other State agency modernization initiatives, along with differences in technology stacks and absence of modern APIs, currently prevents KEIKI from transitioning to server-based data exchange. End-to-end testing and future operations may require supplementary tasks, additional resource allocation, and increased coordination efforts to maintain interoperability. These dependencies also increase the likelihood of post-deployment interface modifications. The project should continue monitoring other State modernization timelines, allocate resources for interim interface modifications, and develop contingency plans for additional testing and coordination during end-to-end validation.</p> <p>2025/07/31: Recommendation 2024.03.001.R2 – As of the end of July 2025, Observation 2024.03.001 remains open due to continued dependencies between the KEIKI system and multiple State of Hawaii agency modernization efforts. Although System Integration Testing (SIT) Iteration 2 reached 97% completion, interface-related performance issues persist, particularly for batch programs such as OCSE157, State Tax Offset, and AP Bill processing. These are being tracked under RAID Log IDs 35 and 56. Interface testing and development continue to be constrained by legacy system dependencies, as the KEIKI system must still rely on the State's mainframe, specifically Cyberfusion, for cross-agency file exchanges.</p> <p>The Bridge Program for Address Normalization is reported at 91% completion, supporting data compatibility, but the final decision on implementing Code-1 Plus software, a key enabler of address standardization across systems, remains pending. Additionally, the project team is actively exploring Twilio integration for job failure notifications, which would improve system monitoring and responsiveness post-deployment. These activities indicate ongoing efforts to improve interface resiliency and responsiveness but do not eliminate the fundamental limitation: the lack of end-to-end server-based data exchange until external agency modernizations are completed.</p> <p>While interface design has been developed with flexibility in mind, including defined communication methods and structured classifications for inbound and outbound data, the full validation of these interfaces remains incomplete. The risk of post-Go-Live interface modifications and associated rework remains present due to the timing of partner agency upgrades. Detailed testing and interface retesting will be required as external agencies move off the mainframe.</p> <p>IV&amp;V recommends continued monitoring of this risk category through system testing and pre-Go-Live coordination activities. Until external system dependencies are fully resolved and interface adaptability is confirmed through testing, the risk of downstream delays and disruptions due to interface realignment remains credible and active.</p> <p>2025/06/25: Recommendation 2024.03.001.R2 – As of June, interface development and testing efforts continue under System Integration Testing (SIT) Iteration 2, which is 97% complete. Interface-related performance issues persist, particularly with batch processes such as OCSE157, State Tax Offset, and AP Bill, and are being tracked under RAID Log IDs 35 and 56. These issues highlight ongoing challenges in ensuring compatibility and performance across agency systems.</p>		

ASSESSMENT AREA	OBSERVATION ID	TYPE	ORIGINAL SEVERITY	CURRENT SEVERITY	OBSERVATION	INDUSTRY STANDARDS AND BEST PRACTICES	ANALYSIS	RECOMMENDATIONS	STATUS	STATUS UPDATE	CLOSED DATE	CLOSURE REASON
Technology	2024.03.001 (continued)	Risk	Moderate	Moderate						<p>The project has not yet confirmed a final decision on the use of Code-1 Plus software, which is critical for address normalization and cross-agency data compatibility. Additionally, the bridge program to support address normalization is 93% complete, and the Twilio integration for job failure notifications is being explored to improve system responsiveness. While progress is being made, continued attention to interface flexibility, performance tuning, and coordination with external system upgrades is needed to meet and support future integration requirements.</p> <p>2025/05/30: Recommendation 2024.03.001.R2 – In May, interface dependency updates focused on the CSEA proposed changes to the BOH interface file format, which have yet to be formalized and integrated into the schedule. Interface testing activities continued to address performance and data validation concerns, including FTP interface updates and mock file exchanges with external partners.</p> <p>Protech and CSEA should establish a formal change control process for interface updates, ensuring that any new interface file formats or dependencies are incorporated into the project baseline and verified through testing.</p> <p>2025/04/30: Recommendation 2024.03.001.R2 – Interface structures have been defined and designed for flexibility, but interface testing and retest confirmation remain incomplete. Dependencies on other agencies' modernization timelines continue to impact readiness, and discrepancies between legacy and replatformed outputs are still under resolution. Observation 2024.03.001 should remain open to track continued validation and confirmation of interface compatibility with both modern and legacy systems. While the interface inventory and flexibility planning are complete, testing delays and agency modernization dependencies are still impacting readiness and traceability.</p> <p>2025/03/31: Recommendation 2024.03.001.R2 – In March, Protech began validating the 228 open defects within Jira, including over 100 unconfirmed issues, and took ownership of ensuring traceability between defect resolution and retesting outcomes. While SIT retesting is well underway for most UI and batch-related defects, interface testing continues to experience delays, particularly due to difficulties capturing test files prior to downstream system consumption. These challenges have limited retesting confirmation for interface-related defects. Therefore, this observation remains open, with resolution contingent on improving test traceability and confirming retest documentation across all functional areas, including interfaces.</p> <p>2025/02/28: Recommendation 2024.03.001.R2 – Testing has identified compatibility challenges (Recommendation 2024.03.001.R2-2), particularly with external agency system upgrades, requiring enhanced flexibility in interface configurations. While progress has been made in interface planning and validation, ongoing compatibility challenges and pending refinements necessitate continued monitoring and testing before this recommendation can be closed.</p> <p>2025/01/31: Recommendation 2024.03.001.R2 – While progress has been made in developing flexible interface structures and planning for future modifications, end-to-end testing remains ongoing, and coordination with other departments is still required, meaning recommendation 2024.03.001.R2 cannot yet be closed until full compatibility and adaptability are validated.</p> <p>2024/12/24: Recommendation 2024.03.001.R2 – In December 2024, progress was made in identifying system interfaces and their communication methods, with updates shared during weekly interface workshops. Efforts to ensure flexibility in data structures and interface configurations continued, including adjustments for compatibility with modernization efforts in partner agencies. Testing activities focused on validating data exchange through SQL-to-SQL comparisons and resolving discrepancies in interface files, with additional workshops scheduled to address integration challenges. While significant improvements were achieved, ongoing coordination with other departments is essential to ensure compatibility as their systems undergo upgrades. Detailed end-to-end testing remains a critical next step to confirm readiness for production.</p> <p>2024/11/27: Recommendation 2024.03.001.R2 – Interface Planning and Compatibility: All interfaces have been cataloged, classified as inbound, outbound, or both, with their communication protocols clearly defined. This includes identifying dependencies with external systems from partner agencies. Further validation of interface files, particularly those with missing or incomplete data, is being prioritized during ongoing batch testing. Interfaces and related data structures have been developed with flexibility in mind, allowing for future changes without significant redevelopment. The system design supports updates to schema or message formats. Continue refining flexibility by testing adaptability with mock data representing potential future scenarios and configurations. Interface validation testing is underway using production-like files. Initial validations highlighted discrepancies in legacy and replatformed outputs, which are being addressed iteratively. Detailed testing will continue alongside integration testing (SIT) to ensure that interfaces remain compatible with upgrades to external agency systems.</p>		

ASSESSMENT AREA	OBSERVATION ID	TYPE	ORIGINAL SEVERITY	CURRENT SEVERITY	OBSERVATION	INDUSTRY STANDARDS AND BEST PRACTICES	ANALYSIS	RECOMMENDATIONS	STATUS	STATUS UPDATE	CLOSED DATE	CLOSURE REASON
Technology	2024.03.001 (continued)	Risk	Moderate	Moderate						<p>2024/10/31: Recommendation 2024.07.001.R1 – Alignment of Data Policies with Chief Data Officer: CSEA has conducted the recommended meetings and established alignment on data exchange policies and impact assessments, this recommendation can be closed. Continued coordination could be noted as a follow-up item rather than an open recommendation.</p> <p>2024/10/31: Recommendation 2024.03.001.R2 – Interfaces: Open/In Progress: Good progress has been made in identifying interfaces, and with continued focus on data coordination and flexibility planning, we can further strengthen alignment with this recommendation. Ongoing efforts to secure reliable data and enhance adaptable structures will help ensure compatibility and reduce potential disruptions in the future.</p> <p>2024/09/30: The new Chief Data Officer is engaged in the focus on data governance policies and interface details with the EFS team, this effort will be ongoing through project Go-Live.</p> <p>2024/08/30: ETS' new Chief Data Officer has been aligned as a key stakeholder and is in the process of focusing on data governance policies and interface concerns with the EFS team (Recommendation 2024.07.001.R1). IV&amp;V will continue to monitor and update as the focus on policies and interface concerns progress.</p> <p>2024/07/31: The Chief Data Officer and the EFS team have been contacted and will be meeting with CSEA.</p> <p>2024/06/30: CSEA and Protech agreed to develop a list of interfaces categorized into three groups: 1) Awway (source: AWS vs. Mainframe), 2) Mainframe (group of interfaces on the mainframe with departments pointing to Awway), and 3) Cyberfusion. They also decided to share this list at the next monthly meeting with State Departments. IV&amp;V will continue to monitor the coordination with other State of Hawaii modernization projects.</p> <p>2024/05/31: Accuity closed one recommendation as CSEA is coordinating regular meetings with impacted State of Hawaii agencies to monitor the status of their modernization projects and mainframe operations. CSEA is planning to develop an inventory of interfaces to share at an upcoming meeting with impacted Departments.</p> <p>2024/04/30: CSEA organized a meeting with other Departments in April to exchange information regarding the status of their respective system modernization efforts, specifically those related to the shared mainframe and dependencies.</p>		
People	2024.12.001	Risk	Moderate	Moderate	Critical tasks like "AWS Environment Pub1075 Compliance" and "KMS: Acceptance Test Scripts Development Complete" have 0% completion despite their planned start in October 2023. This indicates potential resource or prioritization constraints. Weekly testing reports highlight slow progress due to insufficient resources (data processing) allocated to batch validation and interface testing. For example, only 16% of batch jobs have passed validation as of December 18, 2024. Though data transfer and processing is the primary issue, downstream considerations for knowledge transfer must also be considered and delivered timely to prevent future testing and validation delays and provide a seamless hand off to CSEA to maintain quality.	PMBOK® v7 emphasizes resource optimization as part of the "Resource Management" domain. Aligning resource capacity with demand ensures timely task completion.	Resource allocation challenges are hindering progress on critical tasks like compliance testing and test script development, evidenced by 0% completion rates and testing backlogs (e.g., only 16% of batch jobs validated). Addressing these issues through skilled resource deployment and upskilling initiatives will mitigate delays, accelerate milestone completion, and align with PMBOK® principles for optimized resource management.	(2024.12.001.R1) Enhancement of resource allocation: the vendor team should consider assigning and aligning additional or more experienced resources to the delayed tasks and backlog testing areas such as financials and support UI validation.	Closed	<p>2025/04/30: System installation activities progressed to 66% completion, including KEIKI database and AWS-hosted environment configuration. IRS Pub 1075 (security and privacy requirements for agencies and contractors who receive or process Federal Tax Information) compliance was documented and tracked throughout Q1. Functional SIT and system testing were completed in April, and backlog test cases appear closed via full script execution in SIT iteration 2, which shows all 119 test scripts were executed and passed. IV&amp;V recommends closing this observation and its resulting Recommendation 2024.12.001.R1.</p> <p>2025/03/31: As of March 2025, CSEA has confirmed that they have appropriate access to AWS since the Protech transition and overall testing access and coordination have improved, particularly through structured agency validation meetings led by CSEA. The KEIKI project's batch testing was reported as 87% complete, according to the most recent Critical Path schedule update. This reflects cumulative progress across multiple batch testing iterations, including performance tuning efforts and output validation cycles associated with the February 18 dataset. The remaining batch activities, including iteration 5 and final validation are scheduled to continue into April. This observation shall remain open until the formal schedule alignment has been conducted and approved by CSEA and backlog testing areas have been addressed.</p> <p>2025/02/28: 38% of batch jobs have passed validation as of February 26, 2025, showing an improvement but still below required levels for progression into the next phase. Resource shortages in financials and UI validation are slowing testing execution, requiring additional skilled personnel to meet backlog demands. DDI has withdrawn from the project as of February 19, 2025, causing the necessity for a testing allocation transition plan to Protech which is still in progress, IV&amp;V will continue to monitor progress.</p> <p>2025/01/31: Progress continues in addressing the identified issue, with recent efforts focused on refining data validation processes and improving coordination between stakeholders. However, challenges remain in fully resolving discrepancies, and additional verification steps will be required to ensure consistency before final implementation.</p>	5/7/2025	See Status Update 2025/04/30

ASSESSMENT AREA	OBSERVATION ID	TYPE	ORIGINAL SEVERITY	CURRENT SEVERITY	OBSERVATION	INDUSTRY STANDARDS AND BEST PRACTICES	ANALYSIS	RECOMMENDATIONS	STATUS	STATUS UPDATE	CLOSED DATE	CLOSURE REASON
People	2024.12.002	Risk	Moderate	Moderate	Notes from the project schedule highlight that approvals (e.g., from CSEA) are critical to task progression. Weekly reports indicate challenges in joint troubleshooting sessions with IBM due to PII and file transfer protocol issues.	ADKAR® emphasizes building awareness and desire for change among stakeholders to align efforts.	Engaging multiple stakeholders in concurrent projects (Risk #31) is critical to mitigating interface testing risks, but this requires synchronized coordination to prevent delays. Interface workshops and stakeholder meetings (Risk #35) play a key role in fostering collaboration and ensuring timely resolution of interface-related issues, reducing the risk of misalignment in testing and implementation activities.	2024.12.002.R1) Facilitate regular communication with stakeholders like CSEA through daily meetings to expedite resolution of open issues. This will improve turnaround time for defect resolution and test execution dependencies while strengthening stakeholder engagement.	Closed	2025/02/28: CSEA is holding half day meetings with the business teams that started in early February to ensure that all the test scripts are fully reviewed and edited in order to expedite the resolution of open issues. This activity also provides a mechanism for change management by fostering collaboration and a mutual understanding of expected functionality, reducing the risk of misalignment in testing. IV&V notes that this recommendation has been acted upon and will close accordingly.  2025/01/31: The status this month reflects ongoing efforts to enhance system integration and streamline data exchange processes, with incremental improvements in validation and testing workflows. Despite progress, key dependencies and unresolved technical issues continue to pose challenges, requiring further collaboration and refinement to achieve full resolution.	2025/02/28	IV&V notes that this recommendation has been taken into action and will close accordingly.
People	2023.10.001	Positive	N/A	N/A	The project team members are engaged and the environment between Protech and CSEA is collaborative.	PMI Project Management Body of Knowledge (PMBOK) Chapter 2.2 and PMI The Standard for Project Management (SPM) Chapter 3.2 state the importance and benefits of creating a collaborative project team environment.	The CSEA SMEs appear to be engaged in ongoing Assessment sessions and accountable for timely completing required tasks, providing information, and responding to questions. The project team members regularly seek feedback, input, and clarification in an open and respectful manner. The experience and knowledge of Protech team members combined with the dedication and high level of engagement from CSEA SMEs support the positive project team environment.	N/A	Closed	N/A	2023/11/30	Closed as this is a positive observation.
Process	2024.08.001	Risk	Moderate	Low	Industry Standards and Best Practices: IEEE 730-2014 standard recommends that status reports include certain key information to ensure effective communication of testing and quality assurance activities.		There is currently a weekly testing report provided to the Project Team. The report conveys the number of testing scenarios in process, however the report does not offer a total number of test cases to be processed for each workstream, nor does it convey full metrics, such as percentage of completion of the total scope within the testing categories and how those align with the project schedule parameters. This can contribute to risk when total transparency is not displayed.	<b>Closed</b> 2024.08.001.R1 – The report should outline recommended actions based on the current state of testing, as well as the next steps for future testing activities. Ensure that key stakeholders can easily understand the report's findings and implications. – Metrics and Measurements: The separate weekly test report should provide metrics that reflect the quality of the software, such as pass/fail rates, coverage of tests (e.g., percentage of test cases executed), and other relevant testing metrics, i.e., total scenarios to be tested, percentage of completion and timeline for completion. – Schedule and Milestones: The current status of the testing schedule should be reported, noting any deviations from planned milestones and deadlines. The report should reflect the current state of testing completion tracking as aligned with the project schedule. –Decisions and Change Requests: Any key decisions made during the testing phase, including approved or pending change requests that impact testing or quality assurance activities, should be included.	Closed	2024/10/31: 2024.08.001.R1 (Testing Reports) The weekly testing reports now include pass/fail rates, coverage metrics, defect tracking, and milestone updates, providing a clearer understanding of testing progress and project health. This aligns with the recommendation for improved reporting metrics and stakeholder communication.  2024/09/30: 2024.08.001.R1 (Testing Reports) Significant improvements have been made in the most recent reports and provide a clearer understanding for all stakeholders. IV&V will continue to monitor as these improvements to visibility progress. stakeholders. IV&V will continue to monitor as these improvements to visibility progress.	2024/10/31	There is now an aligned and improved test reporting metrics with stakeholder communication that affords efficiency and agility in the team making informed decisions.
Process	2024.06.002	Risk	Moderate	Moderate	The project faces a significant risk of incurring extensive costs for delivering the necessary data to test the refactored KEIKI application, potentially leading to delays in the project timeline and increased budget constraints. Despite discussions with Protech and AWS, the issue remains billing-related rather than technical, necessitating ongoing negotiations with ETS to determine financial responsibility. CSEA has developed a second option to use a SQL to SQL transfer in to reduce the amount of federal funding needed for this piece of the contract. In the month of July testing will be conducted to test the viability of this cost saving measure. A decision will be made at the end of July. With the new State CIO starting on August 15, decision-making could be further delayed into the Fall.		Meetings have been held with Protech to discuss the data extraction costs. Protech has engaged AWS for options, but AWS indicates the issue is billing-related, not technical. The cost of delivering data for testing is critical for the KEIKI project, but CSEA finds the current costs prohibitive. Discussions with Protech and AWS indicate the need to resolve the billing issue rather than technical challenges. Without a resolution, this issue could impact the project timeline and budget. CSEA continues to engage ETS to negotiate a cost cap and explore alternative solutions.	2024.07.002.R1 – Continue negotiations with ETS to secure financial support for data delivery. – Engage in discussions to find a feasible cost structure that aligns with project budgets. – Ensure clear communication of cost concerns and impacts to ETS.  2024.07.002.R2 – Explore alternative solutions with Protech and AWS. – Investigate potential cost-saving measures or alternative technical approaches. – Seek AWS assistance to better understand and manage billing concerns.  2024.07.002.R3 – Improve performance of data extraction programs to minimize timing and associated costs. – Work with Protech to identify and implement optimizations in the data extraction process.	Closed	2024/07/31: The SQL to SQL method for data extraction and transfer has been confirmed. CSEA has addressed the issue of cost.	2024/07/31	The SQL to SQL method for data extraction and transfer will be used. CSEA has confirmed that the costs have been addressed.
Process	2024.03.002	Issue	Moderate	Moderate	Inadequate schedule and resource management practices may lead to project delays, missed project activities, unrealistic schedule forecasts, or unidentified causes for delays.		The overall project end date and Go-Live date is projecting a 17-day variance due to the delay in the assessment validation which was completed in February. It is crucial for the Protech and CSEA project managers to both take active roles in tracking and monitoring project activities, especially delayed and upcoming tasks, to collaborate on ways to get the project back on track.  Although the project metrics are showing a 17-day variance, some project tasks are delayed 1 to 2 months from the approved baseline including building the KEIKI database, developing system test scripts, UI design, UI development, code conversion, system test execution, etc. CSEA should have a clear understanding of the impact of delays on the overall timeline and validate the 17-day schedule variance.	2024.03.002.R1 – Based on the complexity of the KEIKI project, review and refine the schedule regularly with detailed tasks, realistic durations, and adequate resources. – The project managers should meet weekly to discuss the project schedule, continue to identify detailed-level tasks based on high-level timelines, and identify schedule and resource related risks. – The CSEA project manager should conduct independent reviews of the schedule and project metrics, proactively communicate upcoming State tasks to CSEA stakeholders, create State specific detailed schedules, and communicate any concerns with the quality of vendor execution. – The Protech project manager should be executing tasks based on the approved schedule, identify schedule variances, ensure all project resources are on track, and report on quality and project metrics to ensure the project is meeting its objectives and goals.	Closed	2024/06/30: Issue closed. The schedule was updated and the 17-day variance was successfully mitigated, ensuring the project remained on track. The project schedule continues to be discussed weekly.  IV&V encourages the CSEA PM to conduct in depended reviews of the schedule and project metrics. IV&V will continue to monitor progress made on schedule and resource management practices.  2024/05/31: Protech delivered a draft of the replanned project schedule and analysis for CSEA's feedback and approval. The revised schedule maintains the original Go-Live date.  2024/04/30: Project managers started meeting regularly to review the project schedule. The project managers will do a deeper analysis of the upcoming technical tasks, and then recalibrate the project schedule in May.	2024/06/30	The schedule was updated and the 17-day variance was successfully mitigated, ensuring the project remained on track. The project schedule continues to be discussed weekly.



ASSESSMENT AREA	OBSERVATION ID	TYPE	ORIGINAL SEVERITY	CURRENT SEVERITY	OBSERVATION	INDUSTRY STANDARDS AND BEST PRACTICES	ANALYSIS	RECOMMENDATIONS	STATUS	STATUS UPDATE	CLOSED DATE	CLOSURE REASON
Process	2024.02.001	Preliminary	N/A	N/A	Additional information is needed regarding Protech's program development and testing approach.		In February, Protech delivered the System Requirements Document and Test Plan which are still under review. CSEA already provided a number of comments for both deliverables requesting additional clarification or additional documentation. Both deliverables do not provide sufficient understanding of Protech and One Advanced's approach for the program development and testing phase. There needs to be a clearer mutual understanding of how Protech's development and testing approach will ensure that the new system and user interface will maintain the same functionality, data, and system interfaces as the old system. The System Requirements Definition deliverable is high-level documentation of items such as source code, data component, and interface tables but does not actually capture the required functionality using industry standard format for requirements. Documenting requirements is especially important for the development of the new front-end user interface (UI). The System Requirements Definition deliverable included a User interface section but does not include sufficient information regarding UI requirements. Protech has another UI Refinement plan deliverable due in May 2024, however, it is unclear if UI requirements will be included in that deliverable.	N/A for preliminary concerns.	Closed	2024/06/30: Preliminary closed. CSEA acknowledged the risk associated with not having defined UI system requirements. Instead, the test scripts are used as the requirements. The teams collaborate closely and hold regular test meetings to ensure alignment and thorough testing.  IV&V will continue to monitor the clarification of the program development and testing approach.  2024/05/31: Protech's testing approach presentation was pushed back to June. The presentation is critical as test scripts are finalized and system testing begins in June.  2024/04/30: Protech will present their testing approach in May. The presentation is important as test scripts are finalized, and system testing is approaching.  2024/03/31: Protech is planning on a presentation in April or May to explain how their testing approach will ensure that the new system and user interface will maintain the same functionality as the old system. Without documented requirements, it is still unclear how program development progress, testing, and acceptance will be managed and monitored.	2024/06/30	CSEA acknowledged the risk of not having defined UI system requirements and addressed it by using test scripts as the requirements. Additionally, the teams collaborated closely and held regular test meetings to ensure alignment and thorough testing. This approach mitigates the risk by ensuring that the testing process is comprehensive and that any issues are promptly identified and resolved through ongoing communication and collaboration.
Process	2024.01.001	Risk	Moderate	Low	Ineffective project status meetings and reports can lead to delayed decision-making, lack of accountability, and reduced morale.		Weekly status reports are provided with a dashboard of the project status, high level schedule, late tasks, tasks planned this week, open tasks, 30-day look ahead, deliverable status, risks log, key decisions, change requests, and other project information. Despite numerous data points, the weekly project status reports may not give a complete picture of the project's progress. To get a better understanding of any delays, risks, issues, or action items, additional research and analysis of past reports, review of the Microsoft Project schedule, and inquiry with project members is necessary. For example, late project deliverables may be listed as simply "in progress"; however, one is unable to determine how many additional due the deliverable was.	CLOSED: 2024.01.001.R1 – CSEA should play an active role in refining the project status report and providing topics for weekly project meetings. – Contribute to the improvement of project meetings and reports that actively engage team members and highlight key information relevant to the audience to promote problem-solving and constructive dialogue. – CSEA could solicit feedback prior to meetings so the team can be prepared to ask questions or discuss relevant project topics.  CLOSED: 2024.01.001.R2 – Set clear objectives for meetings and provide concise and relevant information that adds value. – Meetings and reports without clear objectives can quickly turn into a one-way status update without any meaningful discussion or clear understanding of project status, risks, and issues. – Provide reports that are concise, relevant and clear to the audience. Only include charts and tables that provide value and present data in a format that helps provide meaningful information to move the team forward.  CLOSED: 2024.01.001.R3 - Additional quality metrics and project success metrics should be added to project status reports.	Closed	2024/06/30: Risk closed. As system testing started in June, the team started adding a Weekly Test Report. The report outlines the testing scope, the defects that were retested and validated, and gives a summary of the progress of all test cases.  IV&V will continue to assess the effectiveness of project status reports and meetings.  2024/05/31: Acuity decreased the severity rating from Level 2 (Moderate) to Level 3 (Low). The CSEA PM presented some of the project's key success metrics at the May Steering Committee Meeting. High-level pre-delivery testing metrics were provided in May.  2024/04/30: Acuity closed two recommendations. Project status reports continue to be refined and now clearly report tasks that have been rescheduled from the previous week's reporting period. CSEA did not start reporting on success metrics in April as planned.	2024/06/30	Test reports were added to the weekly status meetings. The report contains testing and defect metrics.
Technology	2023.12.001	Positive	Moderate	N/A	The Automated Application Assessment process was well planned and executed.		Protech's partner, Advanced, worked closely with CSEA's technical SMEs and outlined a clear, well-defined process to collect and assess the KEIKI mainframe application in preparation for the migration and code conversion. Advanced's weekly status updates and follow-ups helped all stakeholders understand their roles, responsibilities, outstanding tasks, and status of activities. Their final assessment report was comprehensive, data-driven and insightful, and prepared the project team well as they begin the next phase of legacy code and data system migration.	N/A	Closed	N/A	2024/01/31	Closed as this is a positive observation.

ASSESSMENT AREA	OBSERVATION ID	TYPE	ORIGINAL SEVERITY	CURRENT SEVERITY	OBSERVATION	INDUSTRY STANDARDS AND BEST PRACTICES	ANALYSIS	RECOMMENDATIONS	STATUS	STATUS UPDATE	CLOSED DATE	CLOSURE REASON
Technology	2023.11.001	Risk	Moderate	Moderate	Complex data system migration requirements, combined with incomplete documentation and the absence of a formalized process for non-code tasks, may lead to project delays, unmet contract requirements, and quality issues.		<p>Data system migration and mapping can be complex and cause project delays if not properly planned and managed. The KEIKI system's incomplete documentation and multitude of jobs, workflows, interfaces, and interface files pose a risk of overlooking certain elements, making it challenging to track and validate migration requirements.</p> <p>The project lacks a formalized process for non-code tasks in the data system requirements collection, migration, and validation activities. The project has a formalized process for application code migration but lacks a clear process for gathering non-code and ancillary elements including hardware, software, interfaces, and batch files. The absence of a separate, formalized process and reliance on manual processes using Excel worksheets may result in data loss, poor quality, and technical issues affecting system performance and user experience.</p> <p>The SI's waterfall approach requires upfront gathering and definition of all requirements in a linear sequence. Late identification of data system migration requirements may result in insufficient time or budget to execute the migration properly.</p>	<p>2023.11.001.R1 – Develop separate formalized data system migration plans and processes for non-code elements.  – A separate implementation plan should be clearly outlined, determining the timeline, tasks, tools, and resources needed to perform these activities.  – Develop a formalized data migration acceptance process for the remaining cycles with defined acceptance criteria.  – Determine what validation is needed by other agencies and stakeholders that rely on CSEA's Keiki system and outputs.</p> <p>2023.11.001.R2 – Investigate automated tools for tracking and validating data system requirements.  – Automated data validation should be investigated to help identify missing elements, increase data accuracy, and alleviate resource constraints.</p> <p>2023.11.001.R3 – Ensure data system requirements are comprehensive and complete upfront.  – Given the waterfall approach, schedule and resource considerations should be given to increasing system requirement gathering upfront.  – The project managers should ensure greater coordination of project information needed for requirements management and tracking.  – Consider an iterative approach for non-code migration activities, which allows for several rounds of review and validation.</p> <p>2023.11.001.R4 – Appoint dedicated Data System Migration Leads from both Protech and CSEA.  – Consider identifying dedicated leads to assist with analyzing the existing data environment, identifying data migration requirements, supporting the migration process, troubleshooting issues that arise, and coordinating tasks with Protech, Advanced, Datahouse, and CSEA.</p>	Closed	<p>2024/01/31: Risk closed as the inventory of non-code and ancillary elements including hardware, software, interfaces, and batch files was completed and will be validated as part of the technical architecture and system requirements documentation.</p> <p>12/31/23: CSEA appointed two dedicated Data System Migration Leads. It is unclear if Protech also appointed a dedicated lead. A clear plan is still missing, and CSEA documented a formal issue related to the lack of information coordination and redundant requests related to the data system migration requirements.</p> <p>2023/12/31: CSEA appointed two dedicated Data System Migration Leads. It is unclear if Protech also appointed a dedicated lead. A clear plan is still missing, and CSEA documented a formal issue related to the lack of information coordination and redundant requests related to the data system migration requirements.</p>	2024/01/31	Risk closed as the inventory of non-code and ancillary elements was completed.





## Appendix D: Comment Log on Draft Report

# Comment Log on Draft Report

KROM Project: IV&V Document Comment Log				
 				
ID #	Page #	Comment	Commenter's Organization	Accuity Resolution
1	10	<p>It is unclear what is being represented by the 40% in the approach. It appears that 40% was derived from dividing 71 by 176. This lacks context and clarity leading the reader to believe that every 10 scripts lead to 4 defects without accounting for duplicate defects. As an example, a defect that affects multiple scripts is only 1 defect even if reported multiple times.</p> <p>Another example, a script could successfully test 9 of 10 steps where each step executes a test of system functionality with expected outcomes but one step fails. Recording the script as failed without accounting for the 9 successful test is not representative of a full accounting. It is important to note that scripts do not rely on a single program or object and therefore each step is its own unique test with its own expected results.</p>	Protech	IV&V has provided more specific data for clarity purposes. In addition, duplicate defects is discussed in ID #4 below.
2	13	The 40% number is mentioned here with strong characteristics attached to it. Unless there is clarity on what this represents any statement that rely on it is not valid. Please identify what the 40% represents.	Protech	IV&V has provided more specific data for clarity purposes.
3	13	<p>The statement that "... these outlined activities ... are not on the schedule" is not accurate. The unique id for the related schedule activities are:</p> <ul style="list-style-type: none"> <li>2280 Tracks Batch Performance Testing</li> <li>2462 Non-Performance Tickets</li> <li>2163 Interface files</li> <li>2480 OCSS</li> <li>2426 Mainframe Partner files</li> <li>2167 Daily Schedule</li> <li>2434 Windows Printing</li> <li>2255 Keiki Authentication</li> <li>2289 SQL Replication</li> </ul>	Protech	The unique ID numbers are not readily visible on the project schedule or other presented project documents. IV&V is unable to confirm that these activities have been included in the project schedule. Thus, no changes were made.
4	14	<p>JIRA is the agreed to tool for tracking individual defects. Tracking individual defects in the project schedule is duplicative and inefficient given the granular tracking of % complete would not offer any indication of progress on the defect that would be more beneficial than the JIRA status.</p> <p>These recommendations are already address through JIRA.</p>	Protech	<p>While JIRA is the agreed tool for defect tracking, IV&amp;V recommends enhancing JIRA reporting used in Weekly Status meetings to include, if captured: parent-child rollups defect counts (to show root cause across multiple test scripts), estimated resolution date or time, defect discovery date, and linkage to schedule impacts especially for critical severity and highest priority defects. This supports traceability and transparency.</p> <p><i>Tracking MOU deadlines</i> may be simplified to a % complete in the project schedule (or other presented project documents). This helps to ensure these closure activities are aligned with phase gate dates. The Recommendation section has been updated to include this clarification.</p>
5	5	Re: Key Risks, fourth bullet: Deliverable #14 was received for review on September 17, 2025.	CSEA	CSEA has confirmed receipt of Deliverable #14, IV&V has updated the status accordingly.
6	7	Re: Deliverable #14, same comment as above.	CSEA	CSEA has confirmed receipt of Deliverable #14, IV&V has updated the status accordingly.

## Comment Log on Draft Report cont.

KROM Project: IV&V Document Comment Log				
 				
ID #	Page #	Comment	Commenter's Organization	Accuity Resolution
7	8	Batch job performance improvement is in commercial cloud only; GovCloud regression testing in progress.	CSEA	IV&V has reviewed the information provided in relation to the report, and no changes to the wording were relevant.
8	13	Untested batch jobs are actually production jobs but not run regularly in the daily schedule.	CSEA	IV&V acknowledges this and has made the necessary corrections accordingly.
9	4	In the Key Risks section, UAT status was updated.	IV&V	Based upon responses for ID #1 and ID#2, the UAT status under Key Risks was updated for consistency purposes.
9	13	Industry Standards and Best Practices Section update.	IV&V	The Industry Standards and Best Practices references was updated to ensure alignment with current guidance and to enhance the relevance and applicability of the content.



FIRST HAWAIIAN CENTER  
Accuity LLP  
999 Bishop Street  
Suite 2300  
Honolulu, Hawaii 96813

P 808.531.3400  
F 808.531.3433  
[www.accuityllp.com](http://www.accuityllp.com)



Accuity LLP is an independent member of Baker Tilly International. Baker Tilly International Limited is an English company. Baker Tilly International provides no professional services to clients. Each member firm is a separate and independent legal entity, and each describes itself as such. Accuity LLP is not Baker Tilly International's agent and does not have the authority to bind Baker Tilly International nor act on Baker Tilly International's behalf. None of Baker Tilly International, Accuity LLP, nor any of the other member firms of Baker Tilly International has any liability for each other's acts or omissions. The name Baker Tilly and its associated logo are used under license from Baker Tilly International Limited.

© 2025 Accuity LLP. This publication is protected under the copyright laws of the United States and other countries as an unpublished work. All rights reserved.