


JOSH GREEN, M.D.  
GOVERNOR  
KE KIA ĀINA



KEITH A. REGAN  
COMPTROLLER  
KA LUNA HO'OMALU HANA LAULĀ

CHRISTINE M. SAKUDA  
CHIEF INFORMATION OFFICER  
LUNA 'ENEHANA

**STATE OF HAWAII | KA MOKU'ĀINA O HAWAII**  
**DEPARTMENT OF ACCOUNTING AND GENERAL SERVICES | KA 'OIHANA LOIHELU A LAWELAWE LAULĀ**  
**OFFICE OF ENTERPRISE TECHNOLOGY SERVICES | KE'ENA HO'OLANA 'ENEHANA**  
P.O. BOX 119, HONOLULU, HAWAII 96810-0119

February 19, 2025

The Honorable Ronald D. Kouchi  
President of the Senate  
and Members of the Senate  
Thirty-Third State Legislature  
State Capitol, Room 409  
Honolulu, Hawai'i 96813

The Honorable Nadine K. Nakamura  
Speaker and Members of the  
House of Representatives  
Thirty-Third State Legislature  
State Capitol, Room 431  
Honolulu, Hawai'i 96813

Aloha Senate President Kouchi, Speaker Nakamura, and Members of the Legislature:

Pursuant to HRS section 27-43.6, which requires the Chief Information Officer to submit applicable independent verification and validation (IV&V) reports to the Legislature within 10 days of receiving the report, please find attached the report the Office of Enterprise Technology Services received for the State of Hawai'i, Department of Attorney General (AG), Child Enforcement Agency (CSEA).

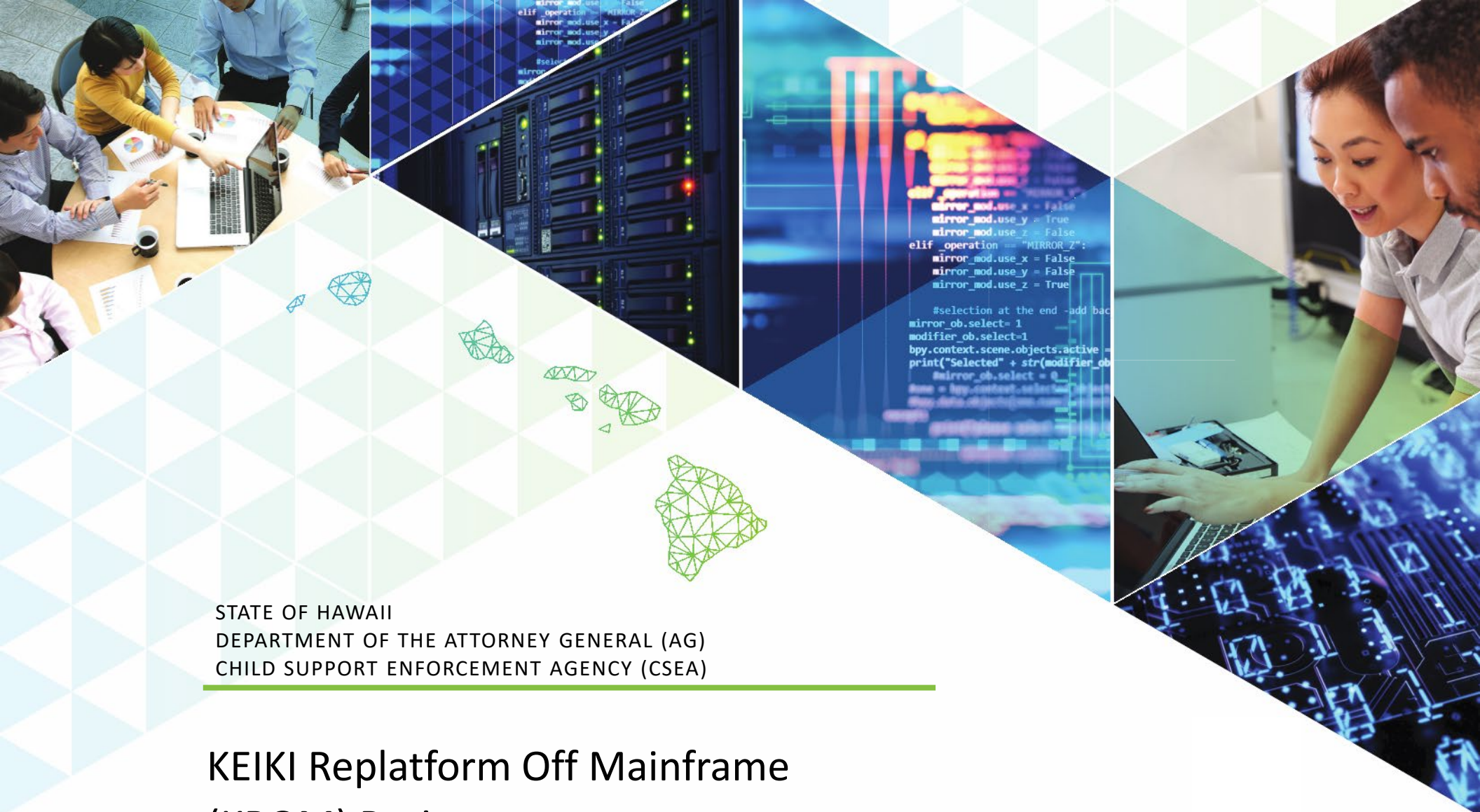
In accordance with HRS section 93-16, this report may be viewed electronically at <http://ets.hawaii.gov> (see "Reports").

Sincerely,

A handwritten signature in blue ink, appearing to read "Christine M. Sakuda".

Christine M. Sakuda  
Chief Information Officer  
State of Hawai'i

Attachments (2)



STATE OF HAWAII  
DEPARTMENT OF THE ATTORNEY GENERAL (AG)  
CHILD SUPPORT ENFORCEMENT AGENCY (CSEA)

---

# KEIKI Replatform Off Mainframe (KROM) Project

---

MONTHLY IV&V REVIEW REPORT

December 24, 2024 | Version 0.1



# Table of Contents

## **EXECUTIVE SUMMARY**

Background	3
IV&V Dashboard	4
IV&V Summary	5
Preliminary Observation(s)	8
Reopened Observation(s)	14

## **IV&V OBSERVATIONS**

Appendix A: IV&V Criticality and Severity Ratings	16
Appendix B: Industry Standards and Best Practices	18
Appendix C: Prior Findings Log	21
Appendix D: Comment Log on Draft Report	30

## BACKGROUND

The State of Hawaii (State), Department of Attorney General (AG), Child Support Enforcement Agency (CSEA) contracted Protech Solutions, Inc. (Protech) on October 2, 2023, to replatform the KEIKI System and provide ongoing operations support. Protech has subcontracted One Advanced and DataHouse to perform specific project tasks related to code migration, replatforming services, and testing. Department of AG contracted Accuity LLP (Accuity) to provide Independent Verification and Validation (IV&V) services for the project.

Our initial assessment of project health was provided in the first Monthly IV&V Review Report as of October 31, 2023. Monthly IV&V review reports will be issued through August 2025 and build upon the initial report to continually update and evaluate project progress and performance.

Our IV&V Assessment Areas include People, Process, and Technology. Each month we will select specific IV&V Assessment Areas to perform more focused IV&V activities on a rotational basis.

The IV&V Dashboard and IV&V Summary provide a quick visual and narrative snapshot of both the project status and project assessment as of December 24, 2024. Ratings are provided monthly for each IV&V Assessment Area (refer to Appendix A: IV&V Criticality and Severity Ratings). The overall rating is assigned based on the criticality ratings of the IV&V Assessment Categories and the severity ratings of the underlying observations.

### TEAMWORK AND PERSERVERANCE

“Success is almost totally dependent upon drive and persistence. The extra energy required to make another effort or try another approach is the secret of winning.”

- Denis Waitley

# PROJECT ASSESSMENT

December 2024

## SUMMARY RATINGS

### OVERALL RATING



Deficiencies were observed that merit attention. Remediation or risk mitigation should be performed in a timely manner.

### PEOPLE



### PROCESS



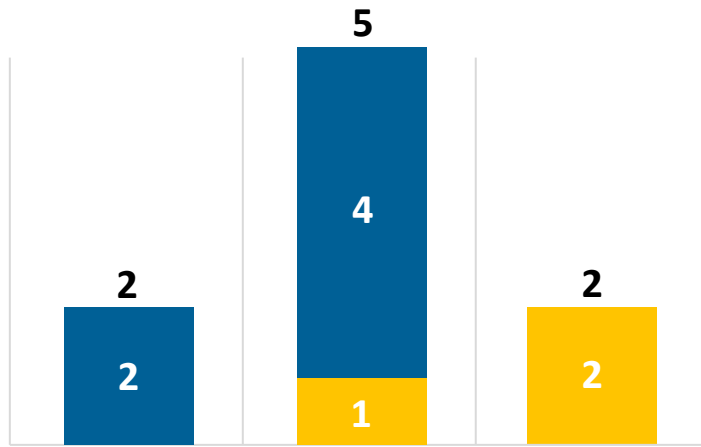
### TECHNOLOGY



#### CRITICALITY RATINGS

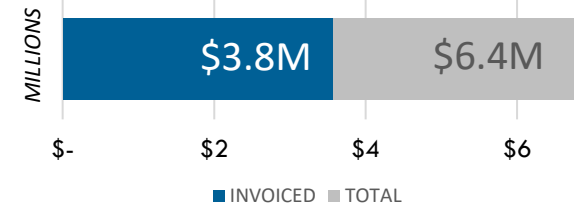


## IV&V OBSERVATIONS



6 NEW OBSERVATIONS THIS MONTH	9 OPEN OBSERVATIONS TOTAL	0 CLOSED OBSERVATIONS THIS MONTH	12 OPEN RECOMMENDATIONS TOTAL
----------------------------------	------------------------------	-------------------------------------	----------------------------------

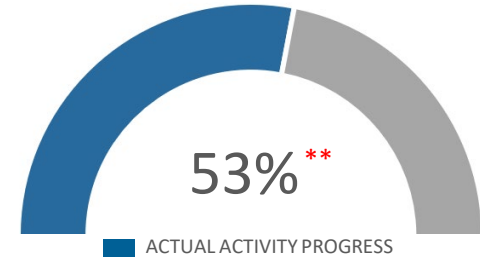
## PROJECT BUDGET\*



\* Only includes contracts. IV&V unable to validate total budget.

## PROJECT PROGRESS

(Percent of the weighted duration of total tasks)

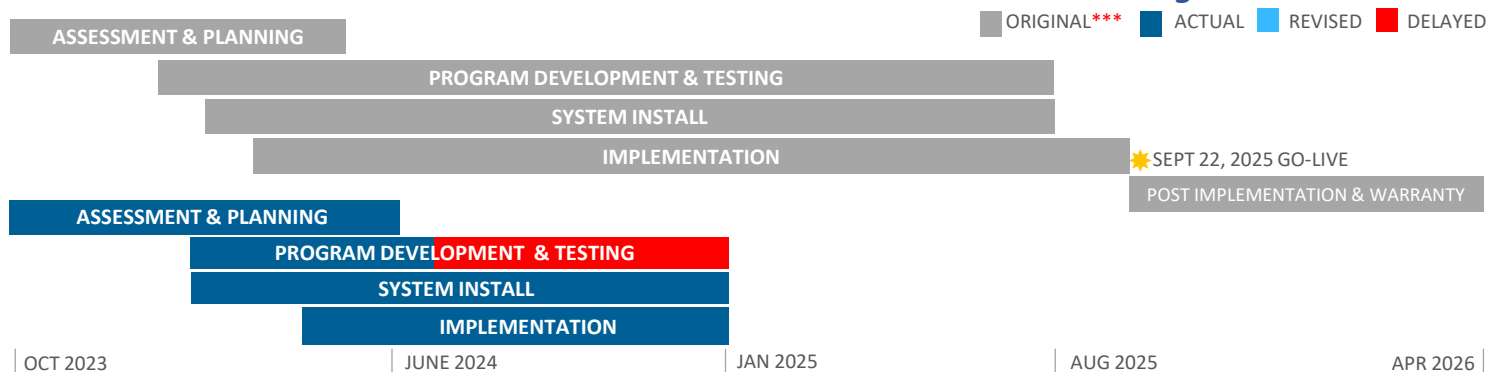


\*\* IV&V is unable to validate the progress percentage of the schedule as it does not include all project activities.

## KEY PROGRESS & RISKS




- Testing Progress:** Batch testing reached 31%, and FTD execution improved to 35%, but unresolved defects still block 92% of cases, delaying critical test readiness.
- Data Validation:** SQL-to-SQL validation and field alignment issues progressed, but persistent interface data discrepancies and mainframe inefficiencies risk cutover delays.
- Schedule Slippage:** The KMS Go-Live date reported in the KEIKI Project Schedule 121824 slipped by 22 days (to October 14, 2025), with further delays possible if dependencies are not resolved.
- Interface Integration:** Weekly workshops advanced interface testing, but modernization efforts at partner agencies continue to impact timelines.
- Resource Constraints:** Mainframe adjustments improved testing efficiency, but skilled resource shortages for critical testing areas remain a barrier.

## PROJECT SCHEDULE – Baseline to Current Schedule Progress



OCT	NOV	DEC	IV&V ASSESSMENT AREA	IV&V SUMMARY
Y	Y	Y	Overall	<p><b>Project Schedule:</b> Key blockers, including interface data discrepancies and unresolved SQL replication validations, continue to pose risks for schedule slippage. Batch testing progress (31% complete) and the Financial Test Deck (FTD) execution (35% complete) reflect delays in critical testing areas, though resolutions to null and packed binary field issues have mitigated some risks. Ongoing collaboration between CSEA and Protech is required to finalize test data delivery and maintain momentum in testing activities. Schedule slippage is evident in critical testing and dependency areas, which, if not resolved promptly, will jeopardize cutover readiness and extend the project timeline further. The project schedule has currently slipped by 22 days as of 12/24/24.</p> <p><b>Project Costs:</b> Contract invoices remain within the total contracted costs. However, resource adjustments for data extraction and validation efforts may necessitate future assessments of budget allocations if delays persist.</p> <p><b>Quality:</b> Weekly testing status reports provide insights into defect trends and batch validation progress but lack comprehensive transparency in key metrics, such as end-to-end data validation outcomes. Risk management activities are being tracked bi-weekly, with updates shared on major issues like data extraction inefficiencies and interface integration challenges. Validation efforts have improved data consistency, but further metrics tracking is essential for monitoring progress in real-time.</p> <p><b>Project Success:</b> Significant milestones include resolving critical data issues (nulls and packed binary fields) and advancing SQL-to-SQL validation checkpoints. While interface workshops and testing sessions have progressed, remaining interface discrepancies and resource constraints highlight the need for continued focus on resolving these challenges to achieve project milestones on schedule.</p>
G	G	G	People Team, Stakeholders, & Culture	<p>The following new observations were opened to bring attention to potential impact on critical testing areas.</p> <ul style="list-style-type: none"> <li>• <b>Resource Constraints:</b> Skilled resource shortages were observed. The concern is with potential impact to critical testing areas, including interface and Financial Test Deck (FTD) testing.</li> <li>• <b>Training Gaps:</b> Ongoing upskilling for CSEA staff in the new KEIKI environment showed limited progress, delaying their ability to fully manage development tasks.</li> <li>• <b>Stakeholder Engagement:</b> Weekly interface workshops and risk meetings improved collaboration, but concurrent modernization efforts by partner agencies remain a challenge to timeline alignment.</li> <li>• <b>Defect Resolution Progress:</b> Key issues, such as null fields and packed binary data defects, were resolved, reducing blockers for batch and FTD testing.</li> <li>• <b>Transparency Needs:</b> Enhanced reporting on resource allocation and defect resolution is required to support timely decisions and improved stakeholder communication.</li> </ul>

# DECEMBER 2024 · KROM PROJECT

OCT	NOV	DEC	IV&V ASSESSMENT AREA	IV&V SUMMARY
			<p><b>Process Approach &amp; Execution</b></p>	<p>Analysis was performed between the current schedule and the baseline deliverable schedule which resulted in reopening observation 2023.10.002 R2. The following status of deliverables highlight possible gaps in process execution, dependency resolution, and resource management.</p> <ul style="list-style-type: none"> <li> <p><b>Batch Testing Progress</b>                      Possible Cause: Inefficiencies in data extraction and unresolved SQL replication issues.                      Late Deliverable: Deliverable #11 (Acceptance Test Plan)                      Planned Date: April 30, 2024 (KEIKI Replatforming Project Management Plan - Final)                      Estimated Actual Date: June 30, 2024 (KEIKI Project Schedule 121824.pdf)</p> </li> <li> <p><b>Financial Test Deck (FTD) Execution</b>                      Possible Cause: Unresolved defects blocking 92% of test cases.                      Late Deliverable: Deliverable #15 (User Guide)                      Planned Date: July 3, 2025 (KEIKI Replatforming Project Management Plan - Final)                      Estimated Actual Date: August 10, 2025 (CSEA KROM - Weekly Test Status Report_12182024 v0.1.docx)</p> </li> <li> <p><b>Interface Integration Validation</b>                      Possible Cause: Dependencies on partner agency modernization and incomplete workshops.                      Late Deliverable: Deliverable #8 (KEIKI System Requirements Definition)                      Planned Date: March 19, 2024 (KEIKI Replatforming Project Management Plan - Final)                      Estimated Actual Date: May 25, 2024 (KEIKI Project Schedule 121824.pdf)</p> </li> <li> <p><b>KEIKI Database Migration</b>                      Possible Cause: SQL replication discrepancies and validation inconsistencies.                      Late Deliverable: Deliverable #6 (Code and Data Conversion Plan)                      Planned Date: February 7, 2024 (KEIKI Replatforming Project Management Plan - Final)                      Estimated Actual Date: March 15, 2024 (KEIKI Project Schedule 121824.pdf)</p> </li> <li> <p><b>Go-Live Certification</b>                      Possible Cause: Slippage in testing and integration milestones.                      Late Deliverable: Deliverable #18 (Go/No-Go Letter Certifying Production Readiness)                      Planned Date: September 22, 2025 (KEIKI Replatforming Project Management Plan - Final)                      Revised Date: October 14, 2025 (KEIKI Project Schedule 121824.pdf)</p> </li> <li> <p><b>Resource and Dependency Management</b>                      Possible Cause: Resource shortages and unresolved dependencies such as interface discrepancies.                      Late Deliverable: Deliverable #19 (Transition Signoff)                      Planned Date: October 6, 2025 (KEIKI Replatforming Project Management Plan - Final)                      Estimated Actual Date: November 10, 2025 (KEIKI Project Schedule 121824.pdf)</p> </li> </ul> <p>Performing further root cause analysis and identifying mitigation strategies are needed to overcome potential delays and realign with revised milestones. The significant potential for project schedule slippage necessitates assigning a higher risk rating.</p>

OCT

NOV

DEC

IV&V ASSESSMENT  
AREA

IV&V SUMMARY



## Technology

System, Data, & Security

### System

- UI refinement tasks are 84% complete, with the walkthrough and validation of the plan pending final approval.

### Data

- SQL-to-SQL comparisons and validation checkpoints showed improvements, reducing data alignment inconsistencies.
- Critical issues in data extraction, such as packed binary field handling, were resolved, enabling progress in batch validation.

### Security

- Risk assessments for binary and ASCII file handling were initiated, mitigating potential data corruption risks during file conversions.
- FTP/SFTP configurations for system interfaces were addressed in workshops, improving alignment with partner agency requirements.

While progress was made, delays in testing and data validation, along with dependency management, continue to pose risks to the project timeline.



## IV&V ASSESSMENT AREAS

People

Process

Technology

OBSERVATION #: 2024.12.001

STATUS: N/A

TYPE: PRELIMINARY

SEVERITY: N/A

### TITLE: Enhancement of Resources Allocation

**Observation:** Critical tasks like "AWS Environment Pub1075 Compliance" and "KMS: Acceptance Test Scripts Development Complete" have 0% completion despite their planned start in October 2023. This indicates potential resource or prioritization constraints. Weekly testing reports highlight slow progress due to insufficient resources (data processing) allocated to batch validation and interface testing. For example, only 16% of batch jobs have passed validation as of December 18, 2024. Though data transfer and processing is the primary issue, downstream considerations for knowledge transfer must also be considered and delivered timely to prevent future testing and validation delays and provide a seamless hand off to CSEA to maintain quality.

#### Related RAID Log Items:

\*Risk #32: Migration to a new KEIKI coding language requires extensive upskilling of existing CSEA staff, delaying full control over KEIKI development.

\*Action #67: Identifying key programs for training vendors highlights the need for additional resources to support knowledge transfer.

**Industry Standards and Best Practices:** PMBOK® v7 emphasizes resource optimization as part of the "Resource Management" domain. Aligning resource capacity with demand ensures timely task completion.

**Analysis:** Resource allocation challenges are hindering progress on critical tasks like compliance testing and test script development, evidenced by 0% completion rates and testing backlogs (e.g., only 16% of batch jobs validated). Addressing these issues through skilled resource deployment and upskilling initiatives will mitigate delays, accelerate milestone completion, and align with PMBOK® principles for optimized resource management.

**Recommendation:** (2024.12.001.R1) Enhancement of resource allocation: the vendor team should consider assigning and aligning additional or more experienced resources to the delayed tasks and backlog testing areas such as financials and support UI validation.

## IV&V ASSESSMENT AREAS

People

Process

Technology

OBSERVATION #: 2024.12.002

STATUS: N/A

TYPE: PRELIMINARY

SEVERITY: N/A

### TITLE: Strengthen Stakeholder Engagement

**Observation:** Notes from the project schedule highlight that approvals (e.g., from CSEA) are critical to task progression. Weekly reports indicate challenges in joint troubleshooting sessions with IBM due to PII and file transfer protocol issues.

Related RAID Log Items:

\*Risk #31: Engagement with multiple stakeholders in concurrent projects is necessary to mitigate interface testing risks.

\*Risk #35: Interface workshops and stakeholder meetings have been highlighted as key mitigative actions.

**Industry Standards and Best Practices:** ADKAR® emphasizes building awareness and desire for change among stakeholders to align efforts.

**Analysis:** Engaging multiple stakeholders in concurrent projects (Risk #31) is critical to mitigating interface testing risks, but this requires synchronized coordination to prevent delays. Interface workshops and stakeholder meetings (Risk #35) play a key role in fostering collaboration and ensuring timely resolution of interface-related issues, reducing the risk of misalignment in testing and implementation activities.

**Recommendation:** (2024.12.002.R1) Facilitate regular communication with stakeholders like CSEA through daily meetings to expedite resolution of open issues. This will improve turnaround time for defect resolution and test execution dependencies while strengthening stakeholder engagement.

## IV&V ASSESSMENT AREAS

People

Process

Technology

OBSERVATION #: 2024.12.003

STATUS: N/A

TYPE: PRELIMINARY

SEVERITY: N/A

### TITLE: Revise Task Prioritization

**Observation:** Non-critical tasks are being tracked alongside critical ones, diluting focus and potentially straining resources. Financial Test Deck (FTD) testing is blocked by unresolved defects, stalling progress on 92% of pending cases.

Related RAID Log Items:

\*Issue #47: Data extraction processes are not optimized, causing delays in cutover activities.

\*Risk #63: SQL replication and extracted data mismatches may lead to system failures during application validation.

**Industry Standards and Best Practices:** SPM (The Standard for Project Management) defines prioritization as essential for maintaining project alignment with strategic objectives.

**Analysis:** Tracking non-critical tasks alongside critical ones is straining resources and delaying progress on essential activities like Financial Test Deck (FTD) testing, which is stalled by unresolved defects impacting 92% of cases. Refocusing on critical path tasks and resolving key defects, as emphasized by SPM, will prevent cascading delays and enable progress in blocked testing areas.

**Recommendation:** (2024.12.004.R1) Focus on critical path tasks, prioritize defect resolution in FTD and interface batch jobs, and deprioritize non-critical deliverables. Prioritizing critical deliverables ensures that delays do not propagate through the project timeline and unlocks progress for blocked testing activities.

## IV&V ASSESSMENT AREAS

People

Process

Technology

OBSERVATION #: 2024.12.004

STATUS: N/A

TYPE: PRELIMINARY

SEVERITY: N/A

### TITLE: Establish Progress Monitoring and Reporting

**Observation:** Testing metrics from weekly reports show varying levels of progress, with areas like enforcement batch validation at only 21% coverage.

Related RAID Log Items:

\*Issue #47: Data extraction delays highlight the need for improved progress tracking and reporting.

**Industry Standards and Best Practices:** IEEE 1012-2016 recommends verification and validation checkpoints for effective oversight.

**Analysis:** Inconsistent progress metrics, such as only 21% coverage in enforcement batch validation, indicate gaps in tracking and reporting that hinder effective oversight. Implementing a real-time dashboard, as recommended by IEEE 1012-2016, will provide actionable insights to prioritize resources and address delays efficiently.

**Recommendation:**(2024.12.06.R1) Establish Progress Monitoring and Reporting: Implement a real-time dashboard to monitor test execution rates, defect closure, and coverage metrics.  
Provides actionable insights for targeting resources and resolving delays more effectively.

## IV&V ASSESSMENT AREAS

People

Process

Technology

OBSERVATION #: 2024.12.005

STATUS: N/A

TYPE: PRELIMINARY

SEVERITY: N/A

### TITLE: Request Extension for Non-Critical Deliverables

**Observation:** Some lower-priority testing, such as reporting subsystem batch jobs, reflects 0% progress.

**Industry Standards and Best Practices:** PMBOK® v7 encourages scope and schedule flexibility in adaptive project environments.

**Analysis:** Delays in non-critical tasks, such as reporting subsystem batch jobs with 0% progress, highlight the need to reallocate resources to critical testing activities. By deprioritizing these areas and requesting extensions, as supported by PMBOK® v7, the project can focus on achieving timely completion of high-priority deliverables such as KMS Go Live.

**Recommendation:** (2024.12.07.R1) Request Extension for Non-Critical Deliverables: Deprioritize non-critical testing areas and request extensions for their delivery to reallocate focus to critical testing. To ensure timely completion of high-priority deliverables such as KMS Go Live.

## IV&V ASSESSMENT AREAS

People

Process

Technology

OBSERVATION #: 2024.12.006

STATUS: N/A

TYPE: PRELIMINARY

SEVERITY: N/A

### TITLE: Request Extension for Non-Critical Deliverables

**Observation:** Risks related to dependencies, resource availability, and stakeholder approvals are not explicitly mitigated in the schedule. Weekly reports highlight an increasing trend in defects, with 480 defects logged as of December 18, 2024.

Related RAID Log Items:

\*Risk #63: Data extraction issues highlight recurring risks that must be mitigated.

\*Risk #35: Interface testing risks emphasize the need for robust risk tracking and mitigation strategies.

**Industry Standards and Best Practices:** ISO/IEC 16085:2021 highlights risk management as a critical process for life cycle projects.

**Analysis:** The increasing trend in logged defects (480 as of December 18, 2024) and unmitigated risks related to dependencies and resource availability emphasize critical gaps in risk management. Developing a robust risk mitigation plan, as recommended by ISO/IEC 16085:2021, will address recurring issues in defect-prone areas like financials and interfaces, reducing the likelihood of further delays.

**Recommendation:** (2024.12.08.R1) Establish a risk mitigation plan targeting defect-prone areas such as financials and enforcement systems, proactively reducing the likelihood of additional delays caused by recurring issues.

## IV&V ASSESSMENT AREAS

People

Process

Technology

OBSERVATION #: 2023.10.002

STATUS: Reopened

TYPE: Risk

SEVERITY: Moderate

### TITLE: Project Management Responsibilities

**Observation:** Project management responsibilities may impact effective project execution. The related RAID Log Items that are overdue or at risk for causing project slippage include:

- Batch Testing Progress

Late Deliverable: Deliverable #11 (Acceptance Test Plan)

Planned Date: April 30, 2024 (KEIKI Replatforming Project Management Plan - Final)

Estimated Actual Date: June 30, 2024 (KEIKI Project Schedule 121824.pdf)

- Financial Test Deck (FTD) Execution

Deliverable at risk: Deliverable #15 (User Guide)

Planned Date: July 3, 2025 (KEIKI Replatforming Project Management Plan - Final)

Estimated Actual Date: August 10, 2025 (CSEA KROM - Weekly Test Status Report\_12182024 v0.1.docx)

- Interface Integration Validation

Late Deliverable: Deliverable #8 (KEIKI System Requirements Definition)

Planned Date: March 19, 2024 (KEIKI Replatforming Project Management Plan - Final)

Estimated Actual Date: May 25, 2024 (KEIKI Project Schedule 121824.pdf)

- KEIKI Database Migration

Late Deliverable: Deliverable #6 (Code and Data Conversion Plan)

Planned Date: February 7, 2024 (KEIKI Replatforming Project Management Plan - Final)

Estimated Actual Date: March 15, 2024 (KEIKI Project Schedule 121824.pdf)

- Go-Live Certification

Deliverable at risk: Deliverable #18 (Go/No-Go Letter Certifying Production Readiness)

Planned Date: September 22, 2025 (KEIKI Replatforming Project Management Plan - Final)

Revised Date: October 14, 2025 (KEIKI Project Schedule 121824.pdf)

- Resource and Dependency Management

Deliverable at risk: Deliverable #19 (Transition Signoff)

Planned Date: October 6, 2025 (KEIKI Replatforming Project Management Plan - Final)

Estimated Actual Date: November 10, 2025 (KEIKI Project Schedule 121824.pdf)

**Industry Standards and Best Practices:** PMI PMBOK describes the best practices for project planning, schedule, cost, quality and resource management.

## IV&V ASSESSMENT AREAS

People

Process

Technology

OBSERVATION #: 2023.10.002 R2

STATUS: Reopened

TYPE: Risk

SEVERITY: Moderate

### TITLE: Project Management Responsibilities cont.

**Analysis:** An evaluation between the current schedule and the baseline deliverable schedule has identified several deliverables at risk. The potential root causes include an overly ambitious project timeline, unforeseen delays in resolving testing issues and defects, constraints in batch load scheduling, and unavoidable delays due to long runtimes. The potential risk of impacting the project schedule warrants reopening this earlier observation and assigning a moderate risk rating.

**Recommendation:** (2024.12.004.R1) Determine the root causes of delays and develop plans to address them.

- Perform a root cause analysis including defining the problem, brainstorming possible causes, and developing a plan to address the root cause of the problem such as resource constraints, dependencies, and undefined tasks. Assess potential opportunities for creating parallel workstreams and efforts.
- Based on the experience of the last two months, create a realistic schedule based on the time and resources needed to perform tasks.



# Appendix A: IV&V Criticality and Severity Ratings

## IV&V CRITICALITY AND SEVERITY RATINGS

Criticality and severity ratings provide insight on where significant deficiencies are observed and immediate remediation or risk mitigation is required. Criticality ratings are assigned to the overall project as well as each IV&V Assessment Area. Severity ratings are assigned to each risk or issue identified.

### Criticality Rating

The criticality ratings are assessed based on consideration of the severity ratings of each related risk and issue within the respective IV&V Assessment Area, the overall impact of the related observations to the success of the project, and the urgency of and length of time to implement remediation or risk mitigation strategies. Arrows indicate trends in the project assessment from the prior report and take into consideration areas of increasing risk and approaching timeline. Up arrows indicate adequate improvements or progress made. Down arrows indicate a decline, inadequate progress, or incomplete resolution of previously identified observations. No arrow indicates there was neither improving nor declining progress from the prior report.

### TERMS

#### RISK

An event that has not happened yet.

#### ISSUE

An event that is already occurring or has already happened.



A **RED**, high criticality rating is assigned when significant severe deficiencies were observed, and immediate remediation or risk mitigation is required.



A **YELLOW**, medium criticality rating is assigned when deficiencies were observed that merit attention. Remediation or risk mitigation should be performed in a timely manner.



A **GREEN**, low criticality rating is assigned when the activity is on track and minimal deficiencies were observed. Some oversight may be needed to ensure the risk stays low and the activity remains on track.



A **GRAY** rating is assigned when the category being assessed has incomplete information available for a conclusive observation and recommendation or is not applicable at the time of the IV&V review.

**TERMS**

**POSITIVE**  
Celebrates high performance or project successes.

---

**PRELIMINARY CONCERN**  
Potential risk requiring further analysis.

**Severity Rating**

Once risks are identified and characterized, Accuity will examine project conditions to determine the probability of the risk being identified and the impact to the project, if the risk is realized. We know that a risk is in the future, so we must provide the probability and impact to determine if the risk has a Risk Severity, such as Severity 1 (High), Severity 2 (Moderate), or Severity 3 (Low).

While a risk is an event that has not happened yet, an issue is something that is already occurring or has already happened. Accuity will examine project conditions and business impact to determine if the issue has an Issue Severity, such as Severity 1 (High/Critical Impact/System Down), Severity 2 (Moderate/Significant Impact), or Severity 3 (Low/Normal/Minor Impact/Informational).

Observations that are positive, preliminary concerns, or opportunities are not assigned a severity rating.



**SEVERITY 1:** High/Critical level



**SEVERITY 2:** Moderate level



**SEVERITY 3:** Low level

## Appendix B: Industry Standards and Best Practices

STANDARD	DESCRIPTION
<b>ADA</b>	Americans with Disabilities Act
<b>ADKAR®</b>	Prosci ADKAR: Awareness, Desire, Knowledge, Ability, and Reinforcement
<b>BABOK® v3</b>	Business Analyst Body of Knowledge
<b>DAMA-DMBOK® v2</b>	DAMA International's Guide to the Data Management Body of Knowledge
<b>PMBOK® v7</b>	Project Management Institute (PMI) Project Management Body of Knowledge
<b>SPM</b>	PMI The Standard for Project Management
<b>PROSCI ADKAR®</b>	Leading organization providing research, methodology, and tools on change management practices
<b>SWEBOK v3</b>	Guide to the Software Engineering Body of Knowledge
<b>IEEE 828-2012</b>	Institute of Electrical and Electronics Engineers (IEEE) Standard for Configuration Management in Systems and Software Engineering
<b>IEEE 1062-2015</b>	IEEE Recommended Practice for Software Acquisition
<b>IEEE 1012-2016</b>	IEEE Standard for System, Software, and Hardware Verification and Validation
<b>IEEE 730-2014</b>	IEEE Standard for Software Quality Assurance Processes
<b>ISO 9001:2015</b>	International Organization for Standardization (ISO) Quality Management Systems – Requirements
<b>ISO/IEC 25010:2011</b>	ISO/International Electrotechnical Commission (IEC) Systems and Software Engineering – Systems and Software Quality Requirements and Evaluation (SQuaRE) – System and Software Quality Models
<b>ISO/IEC 16085:2021</b>	ISO/IEC Systems and Software Engineering – Life Cycle Processes – Risk Management
<b>IEEE 16326-2019</b>	ISO/IEC/IEEE International Standard – Systems and Software Engineering – Life Cycle Processes – Project Management
<b>IEEE 29148-2018</b>	ISO/IEC/IEEE International Standard – Systems and Software Engineering – Life Cycle Processes – Requirements Engineering

STANDARD	DESCRIPTION
<b>IEEE 15288-2023</b>	ISO/IEC/IEEE International Standard – Systems and Software Engineering – System Life Cycle Processes
<b>IEEE 12207-2017</b>	ISO/IEC/IEEE International Standard – Systems and Software Engineering – Software Life Cycle Processes
<b>IEEE 24748-1-2018</b>	ISO/IEC/IEEE International Standard – Systems and Software Engineering – Life Cycle Management – Part 1: Guidelines for Life Cycle Management
<b>IEEE 24748-2-2018</b>	ISO/IEC/IEEE International Standard – Systems and Software Engineering – Life Cycle Management – Part 2: Guidelines for the Application of ISO/IEC/IEEE 15288 (System Life Cycle Processes)
<b>IEEE 24748-3-2020</b>	IEEE Guide: Adoption of ISO/IEC TR 24748-3:2011, Systems and Software Engineering – Life Cycle Management – Part 3: Guide to the Application of ISO/IEC 12207 (Software Life Cycle Processes)
<b>IEEE 14764-2021</b>	ISO/IEC/IEEE International Standard for Software Engineering – Software Life Cycle Processes – Maintenance
<b>IEEE 15289-2019</b>	ISO/IEC/IEEE International Standard – Systems and Software Engineering – Content of Life Cycle Information Items (Documentation)
<b>IEEE 24765-2017</b>	ISO/IEC/IEEE International Standard – Systems and Software Engineering – Vocabulary
<b>IEEE 26511-2018</b>	ISO/IEC/IEEE International Standard – Systems and Software Engineering – Requirements for Managers of Information for Users of Systems, Software, and Services
<b>IEEE 23026-2015</b>	ISO/IEC/IEEE International Standard – Systems and Software Engineering – Engineering and Management of Websites for Systems, Software, and Services Information
<b>IEEE 29119-1-2021</b>	ISO/IEC/IEEE International Standard – Software and Systems Engineering – Software Testing – Part 1: Concepts and Definitions
<b>IEEE 29119-2-2021</b>	ISO/IEC/IEEE International Standard – Software and Systems Engineering – Software Testing – Part 2: Test Processes
<b>IEEE 29119-3-2021</b>	ISO/IEC/IEEE International Standard – Software and Systems Engineering – Software Testing – Part 3: Test Documentation
<b>IEEE 29119-4-2021</b>	ISO/IEC/IEEE International Standard – Software and Systems Engineering – Software Testing – Part 4: Test Techniques
<b>IEEE 1484.13.1-2012</b>	IEEE Standard for Learning Technology – Conceptual Model for Resource Aggregation for Learning, Education, and Training
<b>ISO/IEC TR 20000-11:2021</b>	ISO/IEC Information Technology – Service Management – Part 11: Guidance on the Relationship Between ISO/IEC 20000-1:2011 and Service Management Frameworks: ITIL®
<b>ISO/IEC 27002:2022</b>	Information Technology – Security Techniques – Code of Practice for Information Security Controls

STANDARD	DESCRIPTION
<b>FIPS 199</b>	Federal Information Processing Standard (FIPS) Publication 199, Standards for Security Categorization of Federal Information and Information Systems
<b>FIPS 200</b>	FIPS Publication 200, Minimum Security Requirements for Federal Information and Information Systems
<b>NIST 800-53 Rev 5</b>	National Institute of Standards and Technology (NIST) Security and Privacy Controls for Federal Information Systems and Organizations
<b>NIST Cybersecurity Framework v1.1</b>	NIST Framework for Improving Critical Infrastructure Cybersecurity
<b>LSS</b>	Lean Six Sigma



## Appendix C: Prior Findings Log

Appendix C: Prior Findings Log

ASSESSMENT AREA	OBSERVATION ID	TYPE	ORIGINAL SEVERITY	CURRENT SEVERITY	OBSERVATION	INDUSTRY STANDARDS AND BEST PRACTICES	ANALYSIS	RECOMMENDATIONS	STATUS	STATUS UPDATE	CLOSED DATE	CLOSURE REASON
Process	2023.10.002	Risk	Prelim	Moderate	<p>Untimely project management responsibilities may impact effective project execution.</p> <p>The review of prior findings confirms that several closed issues correlate with ongoing challenges in data validation, resource management, interface dependencies, and testing progress. To ensure project success and minimize cutover risks, reopening these findings and implementing corrective actions are advised.</p> <p>Dependencies such as task 593 for "KMS: Acceptance Test Scripts Development Complete" remain unfulfilled. Weekly reports identify unresolved data file dependencies and incorrect file formats (e.g., GDG issues in batch jobs), further delaying progress.</p> <p>Linear task sequencing contributes to delays where tasks could feasibly run in parallel (e.g., compliance and database migration). Financials have 0% validation coverage in the refined UI, highlighting the backlog.</p>	<p>PMBOK® v7 emphasizes resource optimization as part of the "Resource Management" domain. Aligning resource capacity with demand ensures timely task completion.</p> <p>ISO/IEC 16085:2021 recommends proactive risk management to identify areas where concurrent task execution mitigates schedule risks.</p>	<p><b>Previous:</b> The Protech Project Manager provided a draft project schedule; however, it was incomplete and listed due dates that were already missed for several deliverables. The implementation of strong schedule and resource management practices early will help the project start off right and stay on track. Protech's Project Manager is experienced with similar implementations and is working collaboratively with the project team to address feedback.</p> <p>Possible root causes or contributing factors are turnover of project managers, an aggressive project timeline, and need for additional project management support. Another possible root cause is Protech's need to revisit the project RFP and submitted proposal to reduce the misalignment of expectations, creating longer deliverable review cycles.</p> <p>Feedback on preliminary deliverables does not appear to be adequately addressed. For example, the need for a resource loaded schedule was communicated verbally and in meetings repeatedly.</p> <p><b>Current:</b> Unresolved dependencies, such as task 593 and data file issues, are delaying progress on critical testing milestones like "KMS: Acceptance Test Scripts Development Complete." Addressing these delays through resource reallocation, collaboration with State partners, and adherence to IEEE 12207-2017 standards will ensure smooth integration of KEIKI system interfaces and uninterrupted downstream task progression.</p> <p>Delays caused by linear task sequencing, such as in compliance and database migration, highlight the need for implementing parallel workstreams to address backlogs like the 0% validation coverage in financials. Following ISO/IEC 16085:2021, initiating concurrent workstreams across subsystems will improve testing throughput and reduce dependencies, expediting overall project progress.</p>	<p>CLOSED: 2023.10.002.R1 – Improve the project schedule to address schedule comments.</p> <ul style="list-style-type: none"> <li>Develop a detailed plan with assigned resources to complete project tasks.</li> <li>Provide the appropriate detail of tasks, durations, due dates, milestones, and key work products for various parties. CSEA assigned tasks should also be clearly reflected in the project schedule.</li> <li>Obtain agreement on the baseline schedule and then hold parties accountable for tasks and deadlines.</li> </ul> <p><b>REOPENED:</b> 2023.10.002.R2 – Determine the root causes of delays and develop plans to address them.</p> <ul style="list-style-type: none"> <li>Perform a root cause analysis including defining the problem, brainstorming possible causes, and developing a plan to address the root cause of the problem such as resource constraints, dependencies, and undefined tasks. Assess potential opportunities for parallelizing workstreams and efforts.</li> <li>Based on the experience of the last two months, create a realistic schedule based on the time and resources needed to perform tasks.</li> </ul> <p>CLOSED: 2023.10.002.R3 – Assess the need for additional Protech resources for project management support.</p> <p>CLOSED: 2023.10.002.R4 – Have the CSEA and Protech Project Managers adopt a more joint, collaborative approach.</p> <ul style="list-style-type: none"> <li>Have the PMs clearly define their roles and responsibilities in project management responsibilities.</li> <li>Actively plan, share and execute project responsibilities.</li> </ul>	Reopened	<p>11/30/23: This was originally reported in the October 2023 IV&amp;V Monthly Report as a preliminary concern but was upgraded to and rewritten as a risk this month with recommendations. The project is still challenged with insufficiently updating deliverables and continued delays in the proposed project schedule.</p> <p>12/31/23: Acuity increased the severity rating from Level 3 (Low) to Level 2 (Moderate). More rigor on foundational project management practices is needed to prevent further delays and increase the quality of project execution. The approved project schedule still lacks detailed tasks to adequately plan project resources and monitor project performance. Although the project schedule has some percentage completion, the process to monitor and calculate metrics is unclear.</p> <p>01/31/24: Despite several meetings, there is still a need for a greater shared understanding of schedule concerns between Protech and CSEA. This risk will continue to be evaluated with the recent addition of Protech resources to improve the timeliness of project execution, a recommendation was added that project managers can adopt a more joint, collaborative approach to share and clearly delineate project management responsibilities.</p> <p>02/29/24: The project schedule does not include all project tasks and is being updated to include more granular-level project activities. One recommendation was closed as Protech added additional project management resources.</p> <p>03/31/24: Closed two recommendations as a new, separate observation with recommendations related to schedule and resource management was opened. Refer to observation 2023.03.002. Project managers should prioritize working closely together to assess upcoming activities, the impact of project delays, and determine if any changes are needed to the overall project timeline.</p> <p>04/30/24: The CSEA project manager still needs to independently validate the variance and critical path. For monthly steering committee and project status meetings, it would be beneficial for CSEA to take a more active role in communicating their perspective on project progress to stakeholders.</p> <p>05/31/24: The risk was closed as project management activities are being executed more timely and effectively.</p>	Original Close: 5/31/2024 Reopened: 12/24/24	Original Closure Note: Closed as the project managers are working more collaboratively to share and execute project responsibilities.
Technology	2024.06.001	Risk	Moderate	Moderate	<p>There is a risk for delays in the data extraction process, which is critical for the cutover activities, due to reliance on shared mainframe resources, inefficiencies in data extraction programs, and long download/upload times. This could impact the project by increasing costs, compromising the quality of the overall solution, and causing operational downtime of 4 to 5 days during the cutover weekend, thereby extending the project timeline.</p>	IEEE 1012-2016	<p>The data extraction process is critical for the cutover activities and current projections show potential for significant delays. This issue results from reliance on shared mainframe resources, inefficiencies in data extraction programs, and long download/upload times. Each time new data is needed for testing, the entire database must be extracted, which is time-consuming. CSEA is evaluating a SQL replication strategy to replace the current process and has assigned two dedicated resources to identify and test this approach. Daily meetings with DDI and CSEA have been established to collaborate on this issue. The target for validating this approach is July 31st.</p> <p>The static data collected from the data extract process projects a worst-case scenario of 12 to 36 days to fully extract ADABAS data to the 374 flat files, including downloading and uploading the files. This arises due to: 1) CSEA uses a shared mainframe, 2) inefficiencies of data extraction programs, 3) download/upload times. The data extract process is central to the cutover activities completing over Fri/Sat/Sun. If not improved, CSEA may face 4/5 days operational downtime for cutover weekend.</p>	<p>2024.08.001.R1 - Verification of Data Extraction and Conversion Processes</p> <ul style="list-style-type: none"> <li>Standard(s): IEEE 1012-2016 Emphasis: Verification ensures that the system is built correctly according to its specifications.</li> <li>Recommendation: Implement a thorough verification process for all data extraction and conversion methods, particularly the Ascii to BCP script conversions. Establish checkpoints where the file counts and conversion accuracy are verified before moving to subsequent phases of the project to avoid potential issues in later stages.</li> </ul> <p>2024.08.001.R2 - Validation of Extracted Data Consistency</p> <ul style="list-style-type: none"> <li>Standard(s): IEEE 1012-2016 Emphasis: Validation ensures that the system meets its intended use and satisfies user needs.</li> <li>Recommendation: Conduct end-to-end validation of the extracted data, ensuring that the SQL-to-SQL comparisons are consistent and match across systems (Protech and CSEA). Given the noted discrepancies, a validation step should be introduced after each major extraction and conversion task (e.g., Task 18). This will confirm that the extracted data matches the expected output and is usable for further processing.</li> </ul> <p>2024.08.001.R3 - Risk Management for Binary and Ascii File Handling</p> <ul style="list-style-type: none"> <li>Standard(s): IEEE 1012-2016 Emphasis: Risk management is integrated into the IV&amp;V process to identify potential risks and implement mitigation strategies.</li> </ul>	Open			

ASSESSMENT AREA	OBSERVATION ID	TYPE	ORIGINAL SEVERITY	CURRENT SEVERITY	OBSERVATION	INDUSTRY STANDARDS AND BEST PRACTICES	ANALYSIS	RECOMMENDATIONS	STATUS	STATUS UPDATE	CLOSED DATE	CLOSURE REASON	
								<p>o Recommendation: Assess the risks associated with the conversion and handling of binary and Ascii files. Discrepancies in binary file counts and the use of converters for 27 files were discussed. It is recommended to perform risk analysis on these conversions, ensuring that any potential data corruption or loss during conversion is identified and mitigated. Consider implementing additional testing and validation for these specific files.</p> <p>2024.08.001.R4 - Resource Management and Space Availability</p> <ul style="list-style-type: none"> <li>• IEEE 1012-2016 Emphasis: Resource management is crucial for the successful execution of project activities.</li> </ul> <p>o Recommendation: The observation regarding potential space risks should be taken seriously. Conduct a resource assessment to ensure that there is sufficient storage and computing resources to handle the extraction, conversion, and processing of data. This should be done before the extraction process begins, with contingency plans in place in case of resource shortages.</p>					



ASSESSMENT AREA	OBSERVATION ID	TYPE	ORIGINAL SEVERITY	CURRENT SEVERITY	OBSERVATION	INDUSTRY STANDARDS AND BEST PRACTICES	ANALYSIS	RECOMMENDATIONS	STATUS	STATUS UPDATE	CLOSED DATE	CLOSURE REASON
Technology	2024.03.001	Risk	Moderate	Moderate	The timing of other State of Hawaii modernization projects impacts the ability to properly design KEIKI system interfaces and will necessitate the need for interface modifications after its deployment, which can lead to additional costs, delays, and disruption to the system.		<p>CSEA's KEIKI system currently relies on a legacy cyberfusion system running on the State's mainframe for system file and data exchanges with multiple State of Hawaii agencies. The timing of multiple agencies moving off the mainframe at different times will result in the need to modify KEIKI system interfaces after the system has been deployed. Until other State modernization projects are completed, the KEIKI project cannot perform server-based data exchanges and will need to continue to interface via the mainframe.</p> <p>In addition, as the KEIKI project involves integrating a modernized child support system with existing legacy systems, there may be other technological and architectural gaps that arise. These gaps can include differences in technology stacks, such as programming languages, database systems, and operating environments, as well as the absence of modern application programming interfaces (APIs) in the legacy systems. Based on the timing of concurrent State of Hawaii modernization projects and upgrades, the end-to-end testing of the KEIKI system may necessitate the undertaking of supplementary tasks, allocation of additional resources, and coordination efforts.</p>	<p><b>CLOSED:</b> 2024.07.001.R1 - It was recommended that CSEA meet with the new Chief Data Officer. And also to meet with the EFS team to identify any potential impacts to CSEA and align with IT policies.</p> <p><b>CLOSED:</b> 2024.03.001.R1 – CSEA should coordinate regular meetings with impacted State of Hawaii agencies.</p> <ul style="list-style-type: none"> <li>• Roles, responsibilities, expectations and interface requirements should be clearly defined to ensure information and project status is proactively communicated for the various modernization efforts.</li> </ul> <p>2024.03.001.R2 – The projects should properly plan for interfaces so that they are flexible enough to accommodate future changes and are compatible with other agencies.</p> <ul style="list-style-type: none"> <li>• Clearly identify all the interfaces that the system will interact with and how they will communicate.</li> <li>• Develop interfaces and data structure that are flexible enough to accommodate changes to the interfaces.</li> <li>• Detailed testing will be required as the various departments upgrade their systems to ensure compatibility.</li> </ul>	Open	<p>04/30/24: CSEA organized a meeting with other Departments in April to exchange information regarding the status of their respective system modernization efforts, specifically those related to the shared mainframe and dependencies.</p> <p>05/31/24: Accuity closed one recommendation as CSEA is coordinating regular meetings with impacted State of Hawaii agencies to monitor the status of their modernization projects and mainframe operations. CSEA is planning to develop an inventory of interfaces to share at an upcoming meeting with impacted Departments.</p> <p>06/30/24: CSEA and Protech agreed to develop a list of interfaces categorized into three groups: 1) Axway (source: AWS vs. Mainframe), 2) Mainframe (group of interfaces on the mainframe with departments pointing to Axway), and 3) Cyberfusion. They also decided to share this list at the next monthly meeting with State Departments.</p> <p>IV&amp;V will continue to monitor the coordination with other State of Hawaii modernization projects.</p> <p>7/31/24: The Chief Data Officer and the EFS team have been contacted and will be meeting with CSEA.</p> <p>8/30/24: ETS' new Chief Data Officer has been aligned as a key stakeholder and is in the process of focusing on data governance policies and interface concerns with the EFS team (2024.07.001.R1) IV&amp;V will continue to monitor and update as the focus on policies and interface concerns progress.</p>		

ASSESSMENT AREA	OBSERVATION ID	TYPE	ORIGINAL SEVERITY	CURRENT SEVERITY	OBSERVATION	INDUSTRY STANDARDS AND BEST PRACTICES	ANALYSIS	RECOMMENDATIONS	STATUS	STATUS UPDATE	CLOSED DATE	CLOSURE REASON
										<p>9/30/24: The new Chief Data Officer is engaged in the focus on data governance policies and interface details with the EPS team, this effort will be ongoing through project Go-Live.</p> <p>10/31/24: 2024.07.001.R1 (Alignment of Data Policies with Chief Data Officer) CSEA has conducted the recommended meetings and established alignment on data exchange policies and impact assessments, this recommendation can be closed. Continued coordination could be noted as a follow-up item rather than an open recommendation.</p> <p>2024.03.001.R2 (Interfaces) Open/In Progress: Good progress has been made in identifying interfaces, and with continued focus on data coordination and flexibility planning, we can further strengthen alignment with this recommendation. Ongoing efforts to secure reliable data and enhance adaptable structures will help ensure compatibility and reduce potential disruptions in the future.</p> <p>11/27/24 - (2024.03.001.R2)– Interface Planning and Compatibility All interfaces have been cataloged, classified as inbound, outbound, or both, with their communication protocols clearly defined. This includes identifying dependencies with external systems from partner agencies. Further validation of interface files, particularly those with missing or incomplete data, is being prioritized during ongoing batch testing. Interfaces and related data structures have been developed with flexibility in mind, allowing for future changes without significant redevelopment. The system design supports updates to schema or message formats. Continue refining flexibility by testing adaptability with mock data representing potential future scenarios and configurations. Interface validation testing is underway using production-like files. Initial validations highlighted discrepancies in legacy and replatformed outputs, which are being addressed iteratively. Detailed testing will continue alongside integration testing (SIT) to ensure that interfaces remain compatible with upgrades to external agency systems.</p> <p>12/24/24 - (2024.03.001.R2) In December 2024, progress was made in identifying system interfaces and their communication methods, with updates shared during weekly interface workshops. Efforts to ensure flexibility in data structures and interface configurations continued, including adjustments for compatibility with modernization efforts in partner agencies. Testing activities focused on validating data exchange through SQL-to-SQL comparisons and resolving discrepancies in interface files, with additional workshops scheduled to address integration challenges. While significant improvements were achieved, ongoing coordination with other departments is essential to ensure compatibility as their systems undergo upgrades. Detailed end-to-end testing remains a critical next step to confirm readiness for production.</p>		
Process	2024.08.001	Risk	Moderate	Low	Industry Standards and Best Practices: IEEE 730-2014 standard recommends that status reports include certain key information to ensure effective communication of testing and quality assurance activities.		<p>There is currently a weekly testing report provided to the Project Team. The report conveys the number of testing scenarios in process, however the report does not offer a total number of test cases to be processed for each workstream, nor does it convey full metrics, such as percentage of completion of the total scope within the testing categories and how those align with the project schedule parameters. This can contribute to risk when total transparency is not displayed.</p>	<p><b>Closed</b> 2024.08.001.R1 – The report should outline recommended actions based on the current state of testing, as well as the next steps for future testing activities. Ensure that key stakeholders can easily understand the report's findings and implications.</p> <ul style="list-style-type: none"> <li>•Metrics and Measurements: The separate weekly test report should provide metrics that reflect the quality of the software, such as pass/fail rates, coverage of tests (e.g., percentage of test cases executed), and other relevant testing metrics, i.e., total scenarios to be tested, percentage of completion and timeline for completion.</li> <li>•Schedule and Milestones: The current status of the testing schedule should be reported, noting any deviations from planned milestones and deadlines. The report should reflect the current state of testing completion tracking as aligned with the project schedule.</li> <li>•Decisions and Change Requests: Any key decisions made during the testing phase, including approved or pending change requests that impact testing or quality assurance activities, should be included.</li> </ul>	Closed	<p>9/30/2024: 2024.08.001.R1 (Testing Reports) Significant improvements have been made in the most recent reports and provide a clearer understanding for all stakeholders. IV&amp;V will continue to monitor as these improvements to visibility progress.</p> <p>10/31/2024: 2024.08.001.R1 (Testing Reports) The weekly testing reports now include pass/fail rates, coverage metrics, defect tracking, and milestone updates, providing a clearer understanding of testing progress and project health. This aligns with the recommendation for improved reporting metrics and stakeholder communication.</p>	10/31/24	There is now an aligned and improved test reporting metrics with stakeholder communication that affords efficiency and agility in the team making informed decisions.

ASSESSMENT AREA	OBSERVATION ID	TYPE	ORIGINAL SEVERITY	CURRENT SEVERITY	OBSERVATION	INDUSTRY STANDARDS AND BEST PRACTICES	ANALYSIS	RECOMMENDATIONS	STATUS	STATUS UPDATE	CLOSED DATE	CLOSURE REASON
Process	2024.06.002	Risk	Moderate	Moderate	The project faces a significant risk of incurring extensive costs for delivering the necessary data to test the refactored KEIKI application, potentially leading to delays in the project timeline and increased budget constraints. Despite discussions with Protech and AWS, the issue remains billing-related rather than technical, necessitating ongoing negotiations with ETS to determine financial responsibility. CSEA has developed a second option to use a SQL to SQL transfer in to reduce the amount of federal funding needed for this piece of the contract. In the month of July testing will be conducted to test the viability of this cost saving measure. A decision will be made at the end of July. With the new State CIO starting on August 15, decision-making could be further delayed into the Fall.		Meetings have been held with Protech to discuss the data extraction costs. Protech has engaged AWS for options, but AWS indicates the issue is billing-related, not technical. The cost of delivering data for testing is critical for the KEIKI project, but CSEA finds the current costs prohibitive. Discussions with Protech and AWS indicate the need to resolve the billing issue rather than technical challenges. Without a resolution, this issue could impact the project timeline and budget. CSEA continues to engage ETS to negotiate a cost cap and explore alternative solutions.	<p>2024.07.002.R1 – Continue negotiations with ETS to secure financial support for data delivery.</p> <ul style="list-style-type: none"> <li>Engage in discussions to find a feasible cost structure that aligns with project budgets.</li> <li>Ensure clear communication of cost concerns and impacts to ETS.</li> </ul> <p>2024.07.002.R2 – Explore alternative solutions with Protech and AWS. Investigate potential cost-saving measures or alternative technical approaches. Seek AWS assistance to better understand and manage billing concerns.</p> <p>2024.07.002.R3 – Improve performance of data extraction programs to minimize timing and associated costs. Work with Protech to identify and implement optimizations in the data extraction process.</p>	Closed	7/31/24: The SQL to SQL method for data extraction and transfer has been confirmed. CSEA has addressed the issue of cost.	7/31/2024	The SQL to SQL method for data extraction and transfer will be used. CSEA has confirmed that the costs have been addressed.
Process	2024.03.002	Issue	Moderate	Moderate	Inadequate schedule and resource management practices may lead to project delays, missed project activities, unrealistic schedule forecasts, or unidentified causes for delays.		<p>The overall project end date and Go-Live date is projecting a 17-day variance due to the delay in the assessment validation which was completed in February. It is crucial for the Protech and CSEA project managers to both take active roles in tracking and monitoring project activities, especially delayed and upcoming tasks, to collaborate on ways to get the project back on track.</p> <p>Although the project metrics are showing a 17-day variance, some project tasks are delayed 1 to 2 months from the approved baseline including building the KEIKI database, developing system test scripts, UI design, UI development, code conversion, system test execution, etc. CSEA should have a clear understanding of the impact of delays on the overall timeline and validate the 17-day schedule variance.</p>	<p>2024.03.002.R1 – Based on the complexity of the KEIKI project, review and refine the schedule regularly with detailed tasks, realistic durations, and adequate resources.</p> <ul style="list-style-type: none"> <li>The project managers should meet weekly to discuss the project schedule, continue to identify detailed-level tasks based on high-level timelines, and identify schedule and resource related risks.</li> <li>The CSEA project manager should conduct independent reviews of the schedule and project metrics, proactively communicate upcoming State tasks to CSEA stakeholders, create State specific detailed schedules, and communicate any concerns with the quality of vendor execution.</li> <li>The Protech project manager should be executing tasks based on the approved schedule, identify schedule variances, ensure all project resources are on track, and report on quality and project metrics to ensure the project is meeting its objectives and goals.</li> </ul>	Closed	<p>04/30/24: Project managers started meeting regularly to review the project schedule. The project managers will do a deeper analysis of the upcoming technical tasks, and then recalibrate the project schedule in May.</p> <p>05/31/24: Protech delivered a draft of the replanned project schedule and analysis for CSEA's feedback and approval. The revised schedule maintains the original Go-Live date.</p> <p>06/30/24: Issue closed. The schedule was updated and the 17-day variance was successfully mitigated, ensuring the project remained on track. The project schedule continues to be discussed weekly.</p> <p>IV&amp;V encourages the CSEA PM to conduct independent reviews of the schedule and project metrics. IV&amp;V will continue to monitor progress made on schedule and resource management practices.</p>	6/30/2024	The schedule was updated and the 17-day variance was successfully mitigated, ensuring the project remained on track. The project schedule continues to be discussed weekly.

ASSESSMENT AREA	OBSERVATION ID	TYPE	ORIGINAL SEVERITY	CURRENT SEVERITY	OBSERVATION	INDUSTRY STANDARDS AND BEST PRACTICES	ANALYSIS	RECOMMENDATIONS	STATUS	STATUS UPDATE	CLOSED DATE	CLOSURE REASON
Process	2024.02.001	Preliminary	N/A	N/A	Additional information is needed regarding Protech's program development and testing approach.		<p>In February, Protech delivered the System Requirements Document and Test Plan which are still under review. CSEA already provided a number of comments for both deliverables requesting additional clarification or additional documentation. Both deliverables do not provide sufficient understanding of Protech and One Advanced's approach for the program development and testing phase. There needs to be a clearer mutual understanding of how Protech's development and testing approach will ensure that the new system and user interface will maintain the same functionality, data, and system interfaces as the old system. The System Requirements Definition deliverable is high-level documentation of items such as source code, data component, and interface tables but does not actually capture the required functionality using industry standard format for requirements. Documenting requirements is especially important for the development of the new front-end user interface (UI). The System Requirements Definition deliverable included a User Interface section but does not include sufficient information regarding UI requirements. Protech has another UI Refinement plan deliverable due in May 2024, however, it is unclear if UI requirements will be included in that deliverable.</p> <p>If system requirements will not be used to manage development of UI as well as replatforming and refactoring of code work, then it is important to understand how Protech and One Advanced are planning to manage and report on development progress. Additionally, without documented system requirements, testing will be even more critical for identifying gaps in or issues with functionality during the development process. CSEA also has a number of comments and questions on the Protech Test Plan deliverable. In addition to the System Test Plan, Protech is developing an Acceptance Test Plan (UAT Plan) deliverable due in April 2024 which may help to provide additional clarification of the comprehensive testing strategy and delineation of testing responsibilities between Protech and CSEA.</p> <p>CSEA plans to work with Protech to clarify and refine both deliverables. IV&amp;V will continue to monitor this preliminary concern as additional information is discovered.</p>	N/A for preliminary concerns.	Closed	<p>03/31/24: Protech is planning on a presentation in April or May to explain how their testing approach will ensure that the new system and user interface will maintain the same functionality as the old system. Without documented requirements, it is still unclear how program development progress, testing, and acceptance will be managed and monitored.</p> <p>04/30/24: Protech will present their testing approach in May. The presentation is important as test scripts are finalized, and system testing is approaching.</p> <p>05/31/24: Protech's testing approach presentation was pushed back to June. The presentation is critical as test scripts are finalized and system testing begins in June.</p> <p>06/30/24: Preliminary closed. CSEA acknowledged the risk associated with not having defined UI system requirements. Instead, the test scripts are used as the requirements. The teams collaborate closely and hold regular test meetings to ensure alignment and thorough testing.</p> <p>IV&amp;V will continue to monitor the clarification of the program development and testing approach.</p>	6/30/2024	CSEA acknowledged the risk of not having defined UI system requirements and addressed it by using test scripts as the requirements. Additionally, the teams collaborated closely and held regular test meetings to ensure alignment and thorough testing. This approach mitigates the risk by ensuring that the testing process is comprehensive and that any issues are promptly identified and resolved through ongoing communication and collaboration.



ASSESSMENT AREA	OBSERVATION ID	TYPE	ORIGINAL SEVERITY	CURRENT SEVERITY	OBSERVATION	INDUSTRY STANDARDS AND BEST PRACTICES	ANALYSIS	RECOMMENDATIONS	STATUS	STATUS UPDATE	CLOSED DATE	CLOSURE REASON
Process	2024.01.001	Risk	Moderate	Low	Ineffective project status meetings and reports can lead to delayed decision-making, lack of accountability, and reduced morale.		Weekly status reports are provided with a dashboard of the project status, high level schedule, late tasks, tasks planned this week, open tasks, 30-day look ahead, deliverable status, risks log, key decisions, change requests, and other project information. Despite numerous data points, the weekly project status reports may not give a complete picture of the project's progress. To get a better understanding of any delays, risks, issues, or action items, additional research and analysis of past reports, review of the Microsoft Project schedule, and inquiry with project members is necessary. For example, late project deliverables may be listed as simply "in progress"; however, one is unable to determine how many additional days the deliverable was pushed back without checking the previous weekly status report and the reason for additional time is not discussed or disclosed.	<p>CLOSED: 2024.01.001.R1 – CSEA should play an active role in refining the project status report and providing topics for weekly project meetings.</p> <ul style="list-style-type: none"> <li>Contribute to the improvement of project meetings and reports that actively engage team members and highlight key information relevant to the audience to promote problem-solving and constructive dialogue.</li> <li>CSEA could solicit feedback prior to meetings so the team can be prepared to ask questions or discuss relevant project topics.</li> </ul> <p>CLOSED: 2024.01.001.R2 – Set clear objectives for meetings and provide concise and relevant information that adds value.</p> <ul style="list-style-type: none"> <li>Meetings and reports without clear objectives can quickly turn into a one-way status update without any meaningful discussion or clear understanding of project status, risks, and issues.</li> <li>Provide reports that are concise, relevant and clear to the audience. Only include charts and tables that provide value and present data in a format that helps provide meaningful information to move the team forward.</li> </ul> <p>CLOSED: 2024.01.001.R3 - Additional quality metrics and project success metrics should be added to project status reports.</p>	Closed	<p>02/29/24: A new recommendation was added and two recommendations were closed. Two recommendations were closed as CSEA and Protech worked together to improve project status reports to be more clear, meaningful, and relevant to the audience. The streamlined status reports are facilitating greater understanding and allowing more time for meaningful discussion amongst project stakeholders.</p> <p>03/31/24: Although improvements were made to project status reports, they could be further improved by outlining delayed tasks and upcoming activities to ensure stakeholders are adequately prepared. CSEA continued to refine success metrics to prepare for reporting which will begin next month.</p> <p>04/30/24: Accuity closed two recommendations. Project status reports continue to be refined and now clearly report tasks that have been rescheduled from the previous week's reporting period. CSEA did not start reporting on success metrics in April as planned.</p> <p>05/31/24: Accuity decreased the severity rating from Level 2 (Moderate) to Level 3 (Low). The CSEA PM presented some of the project's key success metrics at the May Steering Committee Meeting. High-level pre-delivery testing metrics were provided in May.</p> <p>06/30/24: Risk closed. As system testing started in June, the team started adding a Weekly Test Report. The report outlines the testing scope, the defects that were retested and validated, and gives a summary of the progress of all test cases.</p> <p>IV&amp;V will continue to assess the effectiveness of project status reports and meetings.</p>	6/30/2024	Test reports were added to the weekly status meetings. The report contains testing and defect metrics.
Technology	2023.12.001	Positive	Moderate	N/A	The Automated Application Assessment process was well planned and executed.		Protech's partner, Advanced, worked closely with CSEA's technical SMEs and outlined a clear, well-defined process to collect and assess the KEIKI mainframe application in preparation for the migration and code conversion. Advanced's weekly status updates and follow-ups helped all stakeholders understand their roles, responsibilities, outstanding tasks, and status of activities. Their final assessment report was comprehensive, data-driven and insightful, and prepared the project team well as they begin the next phase of legacy code and data system migration.	N/A	Closed	N/A	01/31/24	Closed as this is a positive observation.

ASSESSMENT AREA	OBSERVATION ID	TYPE	ORIGINAL SEVERITY	CURRENT SEVERITY	OBSERVATION	INDUSTRY STANDARDS AND BEST PRACTICES	ANALYSIS	RECOMMENDATIONS	STATUS	STATUS UPDATE	CLOSED DATE	CLOSURE REASON
Technology	2023.11.001	Risk	Moderate	Moderate	Complex data system migration requirements, combined with incomplete documentation and the absence of a formalized process for non-code tasks, may lead to project delays, unmet contract requirements, and quality issues.		<p>Data system migration and mapping can be complex and cause project delays if not properly planned and managed. The KEIKI system's incomplete documentation and multitude of jobs, workflows, interfaces, and interface files pose a risk of overlooking certain elements, making it challenging to track and validate migration requirements.</p> <p>The project lacks a formalized process for non-code tasks in the data system requirements collection, migration, and validation activities. The project has a formalized process for application code migration but lacks a clear process for gathering non-code and ancillary elements including hardware, software, interfaces, and batch files. The absence of a separate, formalized process and reliance on manual processes using Excel worksheets may result in data loss, poor quality, and technical issues affecting system performance and user experience.</p> <p>The SI's waterfall approach requires upfront gathering and definition of all requirements in a linear sequence. Late identification of data system migration requirements may result in insufficient time or budget to execute the migration properly.</p>	<p>2023.11.001.R1 – Develop separate formalized data system migration plans and processes for non-code elements.</p> <ul style="list-style-type: none"> <li>A separate implementation plan should be clearly outlined, determining the timeline, tasks, tools, and resources needed to perform these activities.</li> <li>Develop a formalized data migration acceptance process for the remaining cycles with defined acceptance criteria.</li> <li>Determine what validation is needed by other agencies and stakeholders that rely on CSEA's Keiki system and outputs.</li> </ul> <p>2023.11.001.R2 – Investigate automated tools for tracking and validating data system requirements.</p> <ul style="list-style-type: none"> <li>Automated data validation should be investigated to help identify missing elements, increase data accuracy, and alleviate resource constraints.</li> </ul> <p>2023.11.001.R3 – Ensure data system requirements are comprehensive and complete upfront.</p> <ul style="list-style-type: none"> <li>Given the waterfall approach, schedule and resource considerations should be given to increasing system requirement gathering upfront.</li> <li>The project managers should ensure greater coordination of project information needed for requirements management and tracking.</li> <li>Consider an iterative approach for non-code migration activities, which allows for several rounds of review and validation.</li> </ul> <p>2023.11.001.R4 – Appoint dedicated Data System Migration Leads from both Protech and CSEA.</p> <ul style="list-style-type: none"> <li>Consider identifying dedicated leads to assist with analyzing the existing data environment, identifying data migration requirements, supporting the migration process, troubleshooting issues that arise, and coordinating tasks with Protech, Advanced, Datahouse, and CSEA.</li> </ul>	Closed	<p>12/31/23: CSEA appointed two dedicated Data System Migration Leads. It is unclear if Protech also appointed a dedicated lead. A clear plan is still missing, and CSEA documented a formal issue related to the lack of information coordination and redundant requests related to the data system migration requirements.</p> <p>01/31/24: Risk closed as the inventory of non-code and ancillary elements including hardware, software, interfaces, and batch files was completed and will be validated as part of the technical architecture and system requirements documentation.</p>	01/31/24	Risk closed as the inventory of non-code and ancillary elements was completed.
People	2023.10.001	Positive	N/A	N/A	The project team members are engaged and the environment between Protech and CSEA is collaborative.	PMI Project Management Body of Knowledge (PMBOK) Chapter 2.2 and PMI The Standard for Project Management (SPM) Chapter 3.2 state the importance and benefits of creating a collaborative project team environment.	The CSEA SMEs appear to be engaged in ongoing Assessment sessions and accountable for timely completing required tasks, providing information, and responding to questions. The project team members regularly seek feedback, input, and clarification in an open and respectful manner. The experience and knowledge of Protech team members combined with the dedication and high level of engagement from CSEA SMEs support the positive project team environment.	N/A	Closed	N/A	11/30/23	Closed as this is a positive observation.




## Appendix D: Comment Log on Draft Report

# Comment Log on Draft Report

KROM Project: IV&V Document Comment Log					
					
ID #	Page #	 <b>ACCUITY</b> Comment	Commenter's Organization	Accuity Resolution	
1	4	<p>The dashboard indicates 7 new observations this month (2 in People and 5 in Process). However, the graph shows 6 total Process observations, despite there being 0 in November. Appendix C suggests that observation 2023.10.002.R2 was reopened—can you confirm if this accounts for the 6th Process observation in the graph? Additionally, should the report include an explanation for why this observation was reopened, as it is currently absent?</p>		<p>IV&amp;V confirms that the 6<sup>th</sup> observation is in Appendix C and is Observation 2023.10.002.R2.</p> <p>IV&amp;V agrees with CSEA and will be removing preliminary observation 2024.12.004 since it is covered in observation 2025.12.03. The subsequent observation numbers were renumbered consequentially.</p> <p>The recommendation reopened advises a determination by root cause analysis of delays and developing plans to address them. This recommendation was reopened to reference the schedule slippage statements on pages 4 (Key progress &amp; risks), pg. 5 (Overall-Project Schedule), and pg. 6 (Process-deliverables status)</p>	
2	4	<p>The December draft report reflects a change in the Process criticality rating from Yellow Up Arrow (November) to Yellow Down Arrow (December). However, the 5 new Process observations are marked as "preliminary," which typically should not impact the criticality rating until they are validated.</p>		<p>See Appendix C /Process/Observation ID 2023.10.002/Analysis: Current/Recommendations: REOPENED.</p> <p>Reopening a previously closed recommendation allows for immediate impact to the criticality rating. Preliminary observations are not impactful until they are reviewed and validated.</p>	



ID #	Page #	 <b>ACCUIITY</b> Comment	Committer's Organization	Accuity Resolution
		Can you provide clarification on the factors driving this change in criticality? Was it influenced by the reopening of 2023.10.002.R2 or by other considerations?		
3	App. C	Observation 2023.10.002.R2 was reopened on 12/24/24 after being closed on 5/31/24. However, there is no explanation provided in the main body of the report, and it is only mentioned in Appendix C. Can you clarify whether reopening risks should be explained exclusively in appendices? Or should the rationale for reopening this observation be included in the main report?		IV&V agrees to make the reopening of observation 2023.10.002.R2 clearer and has added it into the main body of the report.
4		In the December draft, there is no page documenting the reopened Process observation 2023.10.002.R2, even though each new preliminary observation has a page.		IV&V agrees to make the reopening of an observation clearer. Pages 14-15 were added, and a new section was added to the Table of Contents titled, "Reopened Observation(s)."
5				



FIRST HAWAIIAN CENTER  
Accuity LLP  
999 Bishop Street  
Suite 2300  
Honolulu, Hawaii 96813

P 808.531.3400  
F 808.531.3433  
[www.accuityllp.com](http://www.accuityllp.com)



Accuity LLP is an independent member of Baker Tilly International. Baker Tilly International Limited is an English company. Baker Tilly International provides no professional services to clients. Each member firm is a separate and independent legal entity, and each describes itself as such. Accuity LLP is not Baker Tilly International's agent and does not have the authority to bind Baker Tilly International nor act on Baker Tilly International's behalf. None of Baker Tilly International, Accuity LLP, nor any of the other member firms of Baker Tilly International has any liability for each other's acts or omissions. The name Baker Tilly and its associated logo are used under license from Baker Tilly International Limited.

© 2024 Accuity LLP. This publication is protected under the copyright laws of the United States and other countries as an unpublished work. All rights reserved.