

HAWAII Smart Health Card Guide for Business/Establishments:


I am a business or venue. How do I use this digital Hawaii SMART Health Card to confirm the individual's vaccination status?

If a patron chooses to show the Hawaii SMART Health Card as proof of their vaccination, they can show you their status in the Safe Travels application on their mobile device or as a print-out, along with their picture ID. Follow the requirements of your jurisdiction.

For additional verification, you will be able to see their vaccination information by using the SMART Health Card Verifier by The Commons Project. You may download this app to any Apple device (iPhone or iPad) or to an Android device to scan the QR code. <https://thecommonsproject.org/smart-health-card-verifier>

Note: In order for a business to successfully read a QR code, businesses should ensure they have strong and reliable WiFi or cellular connection and make sure they are using the Commons Project Smart Health Card Verifier (all other verifier apps will not work).

How do I use the Commons Project SMART Health Card Verifier

Step 1	Businesses can opt to scan the Hawaii SMART Health Card QR code to verify vaccination. Businesses must use a SMART Health Card verifier app to verify status. https://thecommonsproject.org/smart-health-card-verifier	 <p>The screenshot shows a mobile application interface titled "Verified Vaccination Documents". It features a table with three columns: "Name", "SMART Health Card QR", and "Status". The table contains two rows of data. The first row is for "Aloha Hawaii" and the second row is for "Keiki Hawaii". Both rows show a QR code in the "SMART Health Card QR" column and "Vaccination Verified 2021-09-21" in the "Status" column. The QR codes are marked with "SAMPLE".</p>
-------------------	--	---

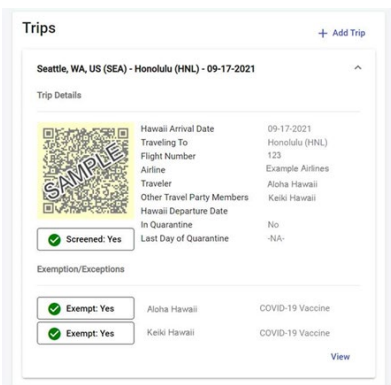
Step 2

Once the business or establishment scans the Hawaii SMART Health Card QR code, it will display vaccination information. To reveal date of birth (which by default is masked/hidden to protect privacy and security), click the "eye" (see icon in yellow circle in screenshot). It will reveal the person's date of birth for the business to verify against an acceptable form of identification (i.e. driver's license)







What to look for:

Vaccinated travelers who were validated by Safe Travels either automatically or by manual verification:



Vaccinated in Hawaii using SMART Health Card:

Verified Vaccination Documents		
Name	SMART Health Card QR	Status
Aloha Hawaii		 Vaccination Verified 2021-09-21
Keiki Hawaii		 Vaccination Verified 2021-09-21

Vaccinated in Hawaii using Apple® Wallet to store their vaccination record:



Safe Access Oahu and Safer Outside (Maui County) Information:

<https://www.mauicounty.gov/>

<https://www.oneoahu.org/safe-access-oahu>

Date: 11-30-21