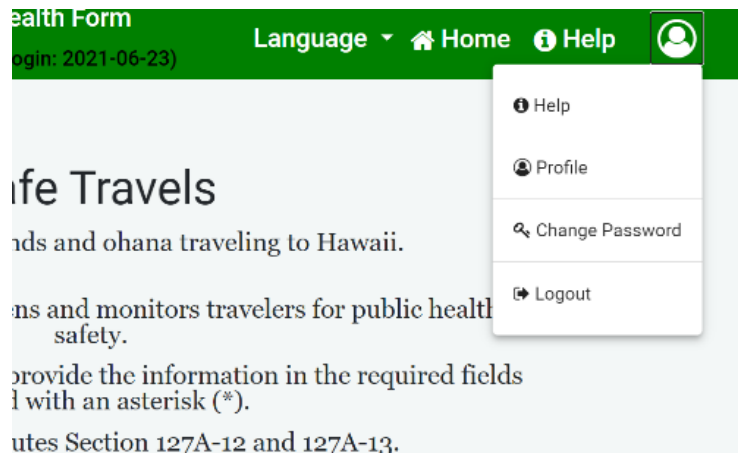
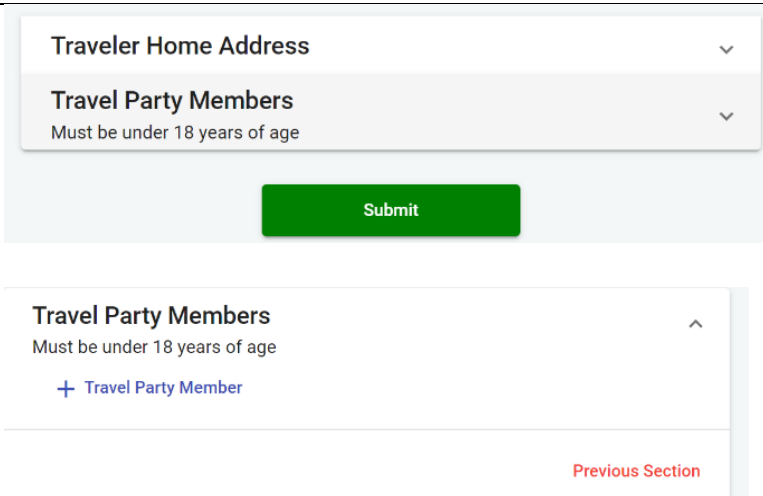


To add a Travel Party Member,
Make sure you are using Chrome, Safari, Firefox, Brave or Edge (no Internet Explorer)

from the home screen, click the profile icon in the top right corner and select 'Profile',

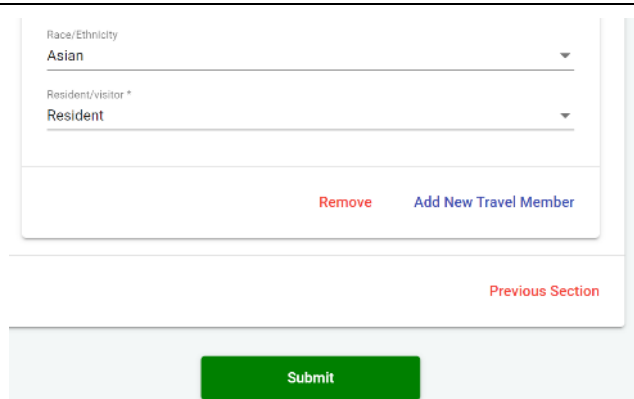


clicking '+ Travel Party Member' should cause a form to unfold just below this blue text.



After filling out the from, make sure you select the green 'Submit' button at the very bottom of the page.

Once you have added your child in your profile then you can add them to your Trip, and subsequently upload any necessary documents.



If you've completed all these steps, their name should pop up as a traveler option when uploading test results.

If you were unable to complete any of these steps, please send your questions to:

travelersupport@eworlds.com