




GOVERNMENT TECHNOLOGY[®]

HAWAII

**DIGITAL
GOVERNMENT
SUMMIT**



**HONOLULU
HAWAII
NOVEMBER
TWENTY-FIRST
2013**



HAWAII DIGITAL GOVERNMENT SUMMIT



CITY COUNCIL
CITY AND COUNTY OF HONOLULU
HONOLULU, HAWAII

ORDINANCE _____

BILL **53 (2013), CD2, FD1**

A BILL FOR AN ORDINANCE

RELATING TO OPEN DATA.

BE IT ORDAINED by the People of the City and County of Honolulu:

SECTION 1. Findings and Purpose. The City Council finds that in recent years, the idea that certain data should be freely available to everyone to use and republish as they wish, without restrictions from copyright, patents, or other mechanisms of control, has become prevalent. This concept, which is generally referred to as open data, applies to data that is already deemed public and made available electronically, such as on a website; it could include department, agency, and legislative data. Open data is not data that is subject to privacy, security, confidentiality or any protection of the law.

Information held by the City and County of Honolulu that has been deemed public information by the State Office of Information Practices should be made available in open, standards-based machine-readable formats. This may be accomplished by establishing an Application Programming Interface or by hosting the data on the City's open data portal at <https://data.honolulu.gov>.

The Council further finds that on June 26, 2012, the Governor issued an Executive Directive to all state department heads announcing the Open Data Initiative.



HOUSE OF REPRESENTATIVES
TWENTY-SEVENTH LEGISLATURE, 2013
STATE OF HAWAII

H.B. NO. 632
H.D. 2
S.D. 2
C.D. 1

A BILL FOR AN ACT

RELATING TO OPEN DATA.

BE IT ENACTED BY THE LEGISLATURE OF THE STATE OF HAWAII:

1 SECTION 1. In recent years, the idea that certain data
2 should be freely available to everyone to use and republish as
3 they wish, without restrictions from copyright, patents, or
4 other mechanisms of control, has become prevalent. This
5 concept, which is generally referred to as open data, applies to
6 data that is already deemed public and made available
7 electronically, such as on a website; it could include
8 department, agency, and legislative data. Open data is not data
9 that is governed by privacy, security, confidentiality or any
10 protection of the law.



HAWAII DIGITAL GOVERNMENT SUMMIT



[Home](#) [Getting Started](#) [Videos](#) [FAQ](#) [Blog](#) [Suggest a Dataset](#) [Metrics](#) [APIs](#) [About](#) [Help](#)

[Sign In](#) [Help](#)

Data Sharing

Data.Hawaii.Gov is breaking down barriers to information previously locked away in data silos, to deliver a more open and transparent government. We're empowering our citizens, ourselves and our customers to access information anywhere, at any time—all on an easy-to-use platform residing on a common statewide portal, accessible to everyone.



Culture and Recreation

To enrich the lives of people of all ages by providing and preserving

[Read more >>](#)



Employment

To assure all workers full and equal opportunity to work, decent working

[Read more >>](#)



Formal Education

To maximize the realization of each individual's intellectual

[Read more >>](#)



Health

To monitor, protect, and enhance the health of all people in Hawai'i by

[Read more >>](#)



Public Safety

To protect the individual and property from injury and loss caused by

[Read more >>](#)



Transportation Facilities

To facilitate the rapid, safe and economical movement of people and

[Read more >>](#)



HAWAII DIGITAL GOVERNMENT SUMMIT

[SignUp](#) [SignIn](#)

Honolulu Data

Tsunami

In the event of an emergency, time is of the essence. The Honolulu Tsunami Evacuation Zones app allows you to quickly and easily discover if you are in a tsunami evacuation zone. Search for your loved ones (via address) and share the app so they can do the same. It can even help you navigate to the nearest refuge or shelter.

Honolulu Tsunami Evacuation Zones



Honolulu 311

CitySourced Honolulu 311 creates user generated data and is a real time mobile civic engagement platform. CitySourced Honolulu provides a free, simple, and intuitive platform empowering people to report broken streetlights,



Crime Incident Data

Crime Incident data is an active feed provided by the Honolulu Police Department. It reflects historical data dating back to Aug 2012 to the present. The crimes reported include theft, larceny, burglary, motor vehicle theft, break-ins and vandalism.



Rail Station Footprint

Station envelope footprints for the 21 Honolulu High-Capacity Transit Corridor Project (HHCTCP) stations from East Kapolei to Ala Moana Center as presented in preliminary engineering (PE) drawings prepared for RTD/HART by



Warning Sirens

Warning sirens data provides locations of all the sirens on the island of Oahu. The Adopt-a-Siren app uses this data and allows citizens to adopt a tsunami siren in their neighborhood. They will be able to take responsibility for the siren by checking to ensure its



HAWAII DIGITAL GOVERNMENT SUMMIT



of HAWAII[®]
SYSTEM

Datasets

Groups

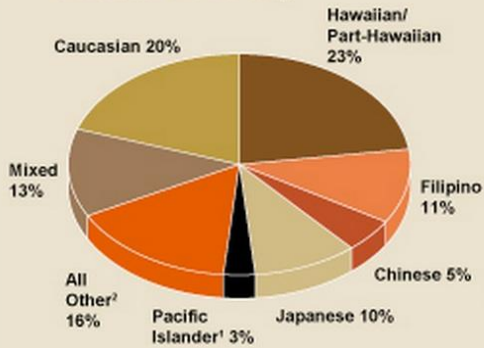
About

Search

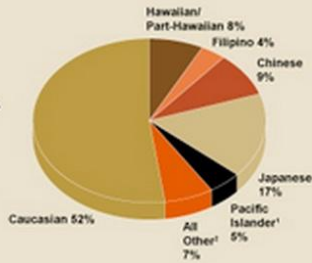


Welcome to the UH Open Data Pilot. This site is being established to explore the use of open source software for open data initiatives at the University of Hawaii (UH).

Student Diversity



Faculty Diversity



Search Your Data

eg. 2013 Enrollment



Popular Tags

enrollment

UH System

graduation



Admissions Data



Graduation Information



Enrollment Data



Applicant Demographics



Degrees Earned



HAWAII DIGITAL GOVERNMENT SUMMIT

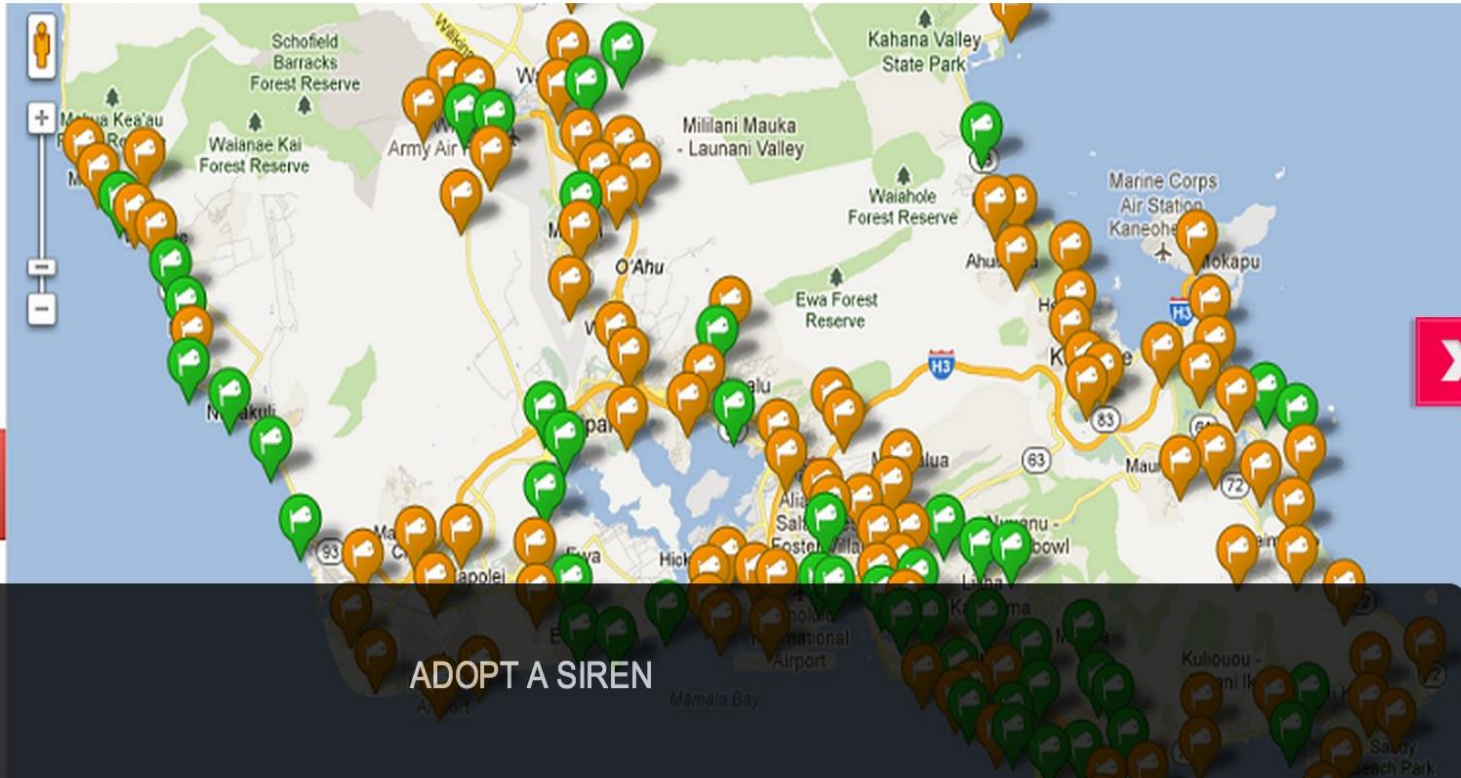
Social stuff:  

HONOLULU ACCELERATOR



type your search here 

- IDEAS
- TEAMS
- RULES
- REGISTRATION!
- SPONSORSHIP
- ABOUT
- BLOG



You agree to listen for the siren test and report any problems.

City
Honolulu, Hawaii

Address, Neighborhood
530 South King St. Honolulu

ADOPT A SIREN

HAWAII DIGITAL GOVERNMENT SUMMIT



Burt Lum
@bytemarks
bytemarks@gmail.com
Hawaiiopendata.com



Russell Castagnaro

General Manager, eHawaii.gov



- **G2: Open Government Workshop**
- **Responsive Design/ Mobile Applications**
 - Transform the experience of Hawaii web sites and applications in 18 months.
- **Alignment with State Transformation Plan**
 - Streamlining/ improving web sites and services
 - Mobile Computing



HAWAII DIGITAL GOVERNMENT SUMMIT

STATE OF HAWAII DEPARTMENT OF LAND AND NATURAL RESOURCES
Make Hawaii a Great Place to Live!

ACCESSIBILITY HAWAII.GOV
 STAY CONNECTED TO Your State Government

Home Boards Divisions FAQs Jobs Meetings Reports Twitter Photo Search Site search



Albatross Nest In Kaena Point Natural Area Reserve

Spanning 700 yards, and enclosing over 59 acres, the new fence at Kaena Point will keep out predators from the Reserve so that native wildlife like the Laysan albatross and endangered native coastal plants can flourish.

[1](#) [2](#) [3](#) [Next»](#)



[View Larger / Download RealPlayer here.](#)

Aloha from DLNR!

Mission Statement

"Enhance, protect, conserve and manage Hawaii's unique and limited natural, cultural and historic resources held in public trust for current and future generations of visitors and the people of Hawaii nei in partnership with others from the public and private sectors."

STATE PARKS & FOREST RESERVES CAMPING AND CABIN PERMITTING SYSTEM **NEW**



[BOOK YOUR RESERVATIONS NOW!](#)

News Releases



Chairperson
William J. Aila Jr.

Spotlight »

- 2011 Legislative Proposals
- Administrative Rules
- Hunter Ed Classes
- Jobs
- Recreational Activities
- Recreational Renaissance

FURLOUGH INFO »

PLAN and CALENDAR
Bureau of Conveyances
- Open Monday-Friday

Tools »

RSS Feeds
Adobe Reader
Required to view PDF files.

Contact »

Kalanimoku Building
1151 Punchbowl St.
Honolulu, HI 96813
Ph: (808) 587-0400
dlnr@hawaii.gov



Web Redesign Survey
Tell us what you would like in the new official website!





Enter a few words describing the service you're looking for:


All


Search


Featured Services

- 

Electronic Tax Filing
Online filings and payments of State of Hawaii tax returns for both businesses and individuals
[MORE](#)
- 

Hawaii Business Express
Hawaii Business Express is the quick and easy way to start a business in the State of Hawaii!
[MORE](#)
- 

Annual DCCA Business Filings
Submit business annual filing with Department of Commerce & Consumer Affairs (DCCA)
[MORE](#)
- 


Hawaii Compliance Express
Comply with the state of Hawaii procurement laws using this simple, web-based interface
[MORE](#)
- 


Renew My PVL License
Renew your license with the DCCA's Professional and Vocational Licensing Division
[MORE](#)


[VIEW ALL SERVICES](#)





Searches & Other Helpful Resources


- 


Furlough Day Schedule - View the furlough days for State agencies, in effect through June 30, 2011.
- 

Emergency Information - Planning and preparing for disaster, weather, YDG updates, links to County civil defense agencies, and more.
- 

Locate an offender - Hawaii Statewide Automated Victim Information & Notification System.
- 

Find Jobs and Workers - Gain access to the State's largest job bank and connect with quality workers at HireNet Hawaii.
- 

Unclaimed Property Search - Search for and claim abandoned property from holders (companies, states, state agencies, etc.)
- 

Research Criminal Histories - Research criminal background on criminal history record files maintained by the Hawaii Criminal Justice Data Center.
- 

Find a PVL Licensee - Search professional and vocational licenses issued by the State of Hawaii

[VIEW ALL SERVICES](#)

New Online Services

- Controlled Substances Registration Renewal
- Check the status of your Tax Refund
- Honolulu Airport Auction
- Statewide Capital Improvement Projects
- Renew Your Teachers License Online
- Purchase Camping Permits Online
- State Agency Directory
- Order Conveyance Documents
- Vehicle Monitoring Service
- Unemployment Claim Filing
- Motor Vehicle Registration Renewals
- Register for a Hawaii State ID

Event Calendar

November 2010						
Su	Mo	Tu	We	Th	Fr	Sa
27	28	29	30	31	1	2
3	4	5	6	7	8	9
10	11	12	13	14	15	16
17	18	19	20	21	22	23
24	25	26	27	28	29	30
1	2	3	4	5	6	7

[VIEW STATE CALENDAR](#)



Kuhio Beach Cam
Live camera on Kuhio beach, Waikiki.

Courtesy of: [The City & County of Honolulu](#)

[State of Hawaii Phone Directory](#)

Special Services No.

- 211** Public, health & community services.
- 111** Directory assistance.
- 011** Emergency services.

Gov. Neil Abercrombie



- HELPING HAWAII'S PEOPLE: A MODEL PARTNERSHIP TO HELP END HOMELESSNESS
- STATE REACHES TENTATIVE AGREEMENT WITH NGA
- OUR MOST IMPORTANT DELIBERATION: MESSAGE ON THE SCHOOL BOARD
- MEET YOUR BOARD OF EDUCATION
- PUTTING PEOPLE BACK TO WORK: MAKING BETTER USE OF OUR DOLLARS
- [VISIT THE GOVERNOR'S SITE](#)

Lt. Gov. Brian Schatz



[VISIT THE LT. GOVERNOR'S SITE](#)

Press Room

- ELECTRONIC BENCH WARRANT SYSTEM RECEIVES 2010 DIGITAL GOVERNMENT ACHIEVEMENT AWARD
- HAWAII MOTOR VEHICLE REGISTRATION RENEWALS ONLINE
- UPDATED BUREAU OF CONVEYANCES WEBSITE PROVIDES ONLINE FILING AND IMPROVED DOCUMENT SEARCH
- JUDICIARY'S NEW ELECTRONIC WARRANT SYSTEM RECEIVES POSITIVE REVIEWS
- HAWAII CHARITY REGISTRY NOW AVAILABLE ONLINE

[SEARCH HERE TO FIND GOV. RESEARCH](#)



You are here: Home » Functional Areas » Professional and Vocational Licensing (PVL) Search » Search

MAILING ADDRESS:
P.O Box 3469
Honolulu, HI 96801

STREET ADDRESS:
335 Merchant St
3rd Floor Room 301
Honolulu, HI 96813

- [PVL Home](#)
- [Tell us what you think](#)
- [Disclaimer](#)
- [Privacy Policy](#)
- [Home - DCCA](#)



Technical Help Desk:
808-695-4620

General Licensing Info:
808-586-3000

Hours of Operation (HST):
7:45 a.m. - 4:30 p.m.

Professional and Vocational Licensing (PVL) Search - Search



This search is designed to help the public obtain basic information about businesses and individuals that hold professional and vocational licenses issued by the State of Hawaii.

Note: You must click the appropriate submit query button to run the search

Search by License Number

License Type* ([Look up Codes->](#)) & License Number(s)
(Separate multiple license numbers by commas.)

License Type -

* all contractors are of license type "CT".

Search by Business Name or Individual*

* For Individuals, search by Last Name First Name Middle Initial order without commas. You may enter partial information for your search criteria such as Last Name and part of the First Name:

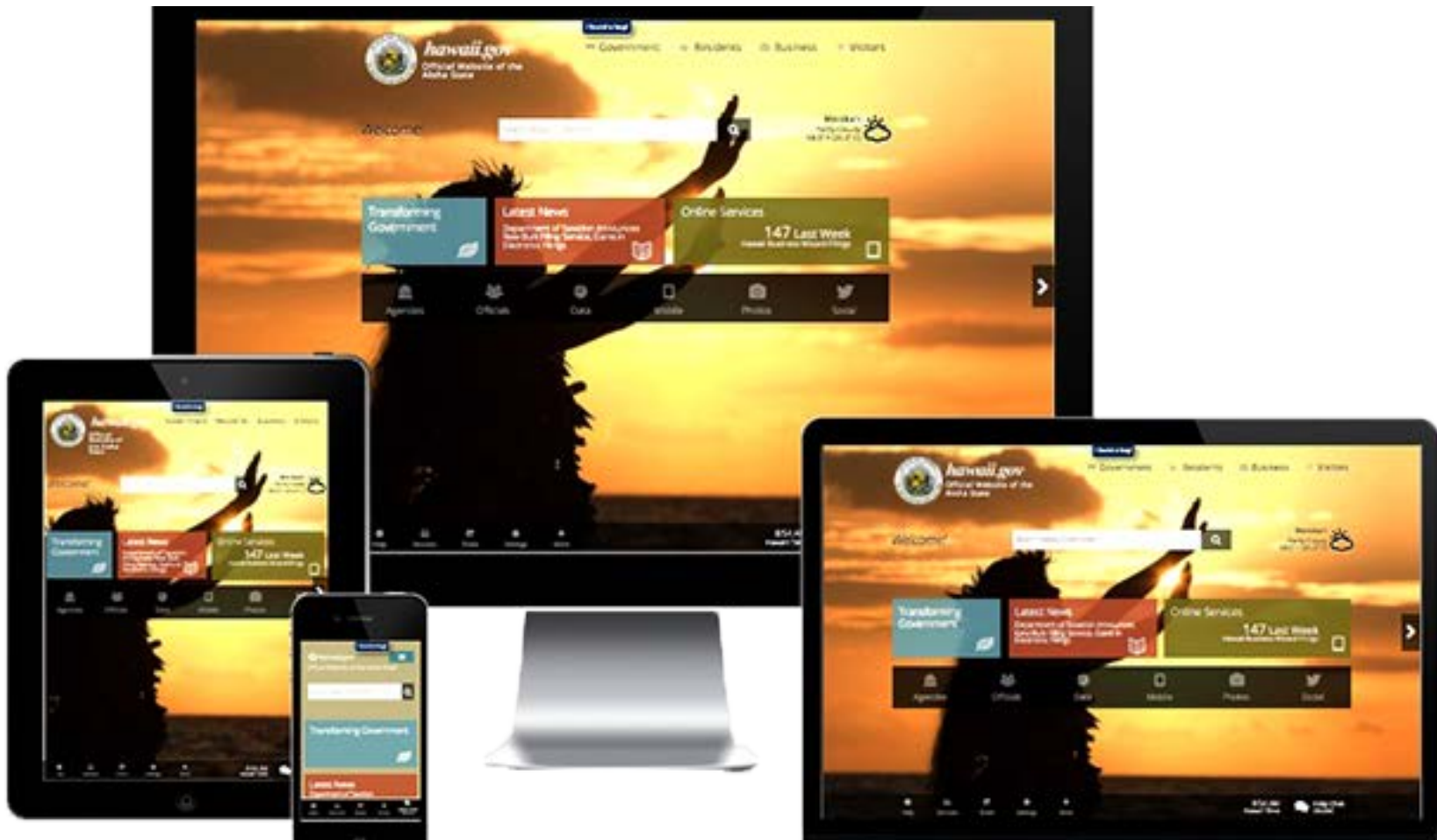
Search by Trade Name or DBA Name

Trade Name or DBA Name:





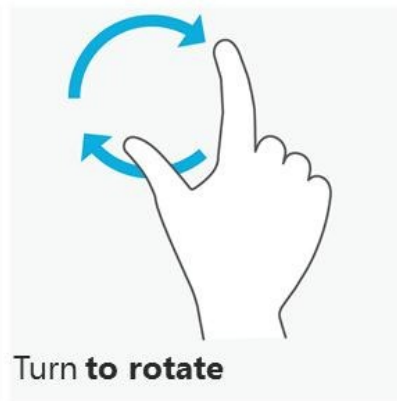
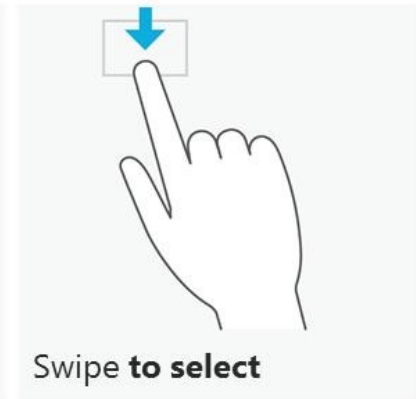
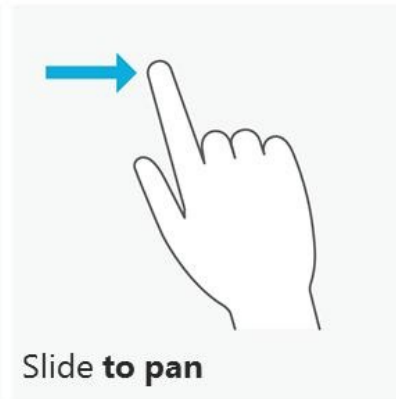
- Transform our web assets
 - Now anytime, anywhere convenience for all users with a look and feel that adds to the experience.
 - Convey some of Hawaii's Beauty
 - Responsive design everywhere
 - Watch the video at <http://m.hi.gov/rwd>

HAWAII DIGITAL GOVERNMENT SUMMIT



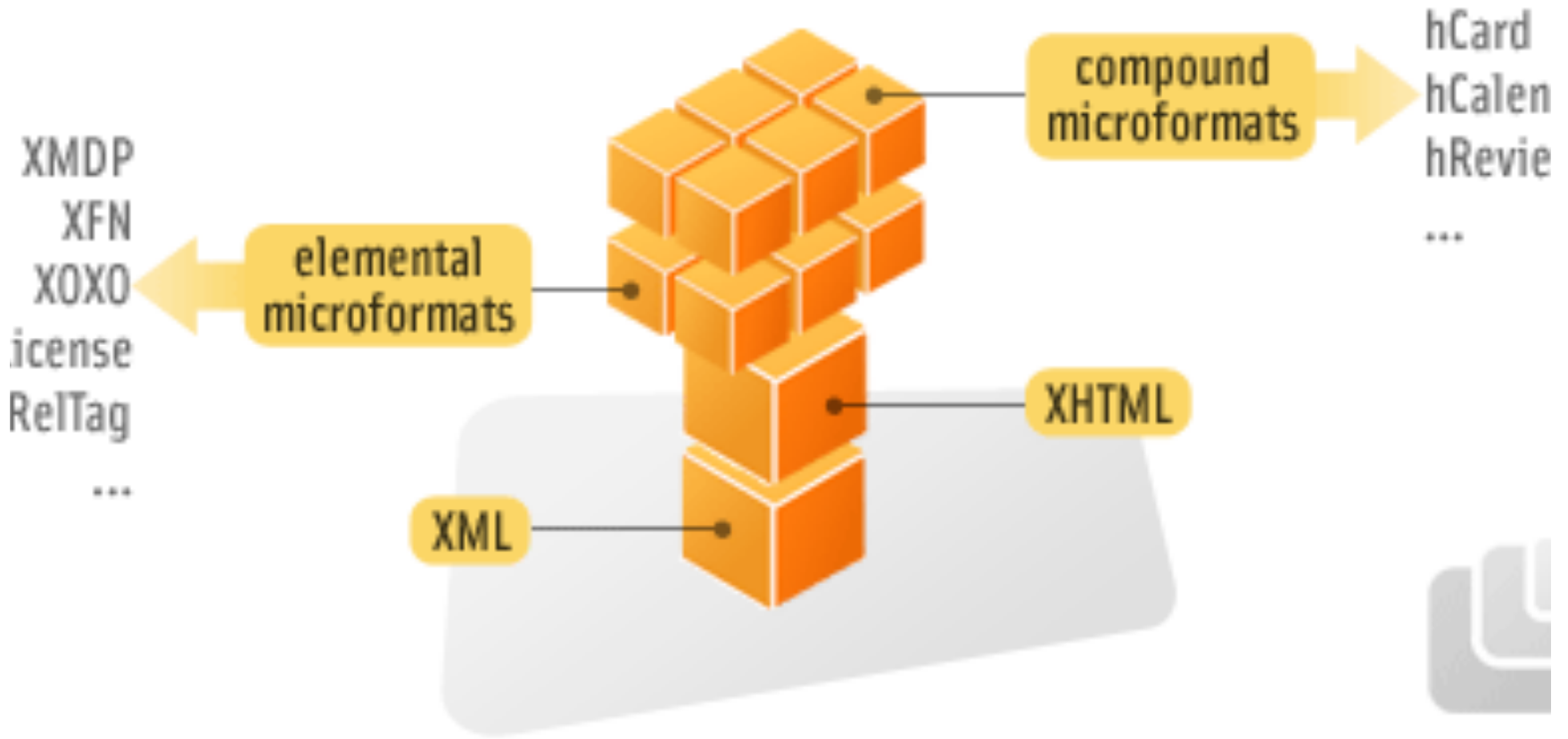
HAWAII

DIGITAL GOVERNMENT SUMMIT



HAWAII

DIGITAL GOVERNMENT SUMMIT



HAWAII

DIGITAL GOVERNMENT SUMMIT



HAWAII

DIGITAL GOVERNMENT SUMMIT





- How did we do?
 - All Department sites migrated to new platform
 - New portal design has won 7 major awards
 - And it's beautiful!
 - 9 mobile / responsive applications in 2013 (so far)

HAWAII DIGITAL GOVERNMENT SUMMIT



hawaii.gov

Text size: [Smaller](#) | [Reset](#) | [Larger](#)

[Stay Connected](#)



Making Hawai'i a Great Place to Live!
Department of Land and Natural Resources

search this site

Search [USA.gov](#)



[Home](#) [About DLNR](#) [Divisions & Offices](#) [Meetings](#) [Reports](#) [Forms](#) [Activities](#) [FAQs](#)



[Education](#)

[Online Services](#)

[Jobs](#)

[Contact](#)

ALOHA FROM DLNR!

Mission Statement

"Enhance, protect, conserve and manage Hawaii's unique and limited natural, cultural and historic resources held in public trust for current and future generations of the people of Hawaii nei, and its visitors, in partnership with others from the public and private sectors."



Chairperson
William J. Aila, Jr.

Contact

Kalanimoku Building
1151 Punchbowl St.
Honolulu, HI 96813
Ph: (808) 587-0400

HAWAII DIGITAL GOVERNMENT SUMMIT



The screenshot shows the hawaii.gov website interface. At the top left is the hawaii.gov logo and the text "Official Website of the Aloha State". To the right are navigation links for Government, Residents, Business, Visitors, and MyHawaii. Below this is a "Welcome!" message and a search bar for "Search All Hawai'i Government" with a "USA.gov" link and a search icon. On the right, there is a weather widget for Maui showing "Partly Cloudy" and "77.0° F (25.0° C)".

The main content area features three large tiles: "Transforming Government" with a hibiscus icon, "Latest News" with the headline "Keeaumoku Street Lane Closures This Week" and a book icon, and "Online Services" with the headline "591 Last Week Annual Business Report Filings" and a document icon.

Below these tiles is a horizontal menu with icons and labels for Agencies, Officials, Data, Mobile, Calendar, and Trending. At the bottom of the page, there is a utility bar with links for Help, Services, Share, Settings, and Less. On the right side of this bar, it shows the time "9:57 PM Hawai'i Time" and a "Help Chat OFFLINE" button.

The footer contains four columns of links: "Officials" (Governor Abercrombie, Lt. Governor Tsutsui, Elected Officials), "About" (About Us, Feedback, How Do I, Our Design, Subscriber Services), "Awards" (Davey Award - Gold (2013), NAGW Pinnacle Award (2013), W3 Awards - Silver (2013), View All Awards >>), and "Alerts" (VOG, Severe Weather, Lava Watch, Beach Safety, View All Alerts >>). At the very bottom, there is a footer with "© 2013 State of Hawai'i. All Rights Reserved. An Equal Opportunity Employer. Accessibility | Privacy Policy | Terms of Use" and "Powered by e(hawaii.gov)".



Q PVL Search

Help Chat ONLINE



Professional & Vocational Licensing Search

Department of Commerce & Consumer Affairs

Q Search

License information on this site reflects posted information in the Professional and Vocational Licensing Division as of August 5, 2013; however, the information does not reflect changes which are being reviewed or have not been posted. This site is normally updated daily, Monday through Friday, except holidays with changes that have been posted. Please check back periodically. Please read the [Disclaimer](#).

License # [Business/Individual](#)

License Number:

License Type Codes e.g., ACU-12345

Q Search

Professional & Vocational Licensing
Department of Commerce & Consumer Affairs

[Accessibility](#) [Contact](#) [Feedback](#) [Privacy Policy](#) [Terms of Use](#)

Copyright © 2013
State of Hawai'i. All rights reserved.

Powered by HIC



- **So what next?**
 - **More mobile apps**
 - **More innovative services**
 - **<http://my.hawaii.gov> – your government, your way!**



Search All Hawai'i Government

[Home](#) » Mobile Apps

Mobile Apps

57 Mobile Applications

Made by eHawaii.gov

Name	iOS	Android	Web
Business Registration Search for and purchase business documents and renew annual filings with the DCCA.			
Condominium Association Registrations Submit condominium association biennial registration(s) online.			
EV Stations App Locations and maps of all Hawai'i EV charging stations.			
Hawaii.gov Why wait in line? Get it done online. eHawaii.gov is your connection to Hawai'i State government, business, visitor and kama'aina information and services.			
Notary Registration System Submit and pay for your application for Notary Public Commission online. You may also renew, schedule an exam or submit a resignation.			
Reef Defender You can learn about the connection of land and sea by playing the game Reef Defender. The good guy in Reef Defender is the shark.			
Tax License Search Search for a tax license by taxpayer ID (former and W- formats), taxpayer name, and/or doing business as (DBA) name of the business.			
Tax Refund Status Check your individual tax refund status.			
eTraffic Traffic citation payments.			

[Back To Top...](#)

All Hawai'i Government

Name	iOS	Android	Web
Adopt-a-Siren Adopt a tsunami siren in your neighborhood.			
Adopt-a-Stream Adopt a stream in your neighborhood.			



State of Hawaii eProcurement HiePRO



Home Dashboard Commodity Codes Search Account (russell@ehawaii.gov) -

Notices of Solicitation

Show Closed Solicitations



Solicitation Number	Department Solicitation Number	Solicitation Title	Status	Category	Island	Publish Date
P14000002	RFP-13-016-SW	Enterprise Resource Planning (ERP) Solution	Released	Goods and Services	Statewide	10/23/2013
Q14000011	NIB 14-01	Passenger Vehicles for Big Island & Kauai	Released	Goods and Services	Hawaii, Kauai, Lanai, Maui, Molokai, Oahu	10/22/2013

Showing 1 to 2 of 2 entries

Modify Search

Hawaii Compliance Express Doing Business with the State State Procurement Office
Accessibility Feedback Privacy Policy Terms of Use

© 2013, State of Hawai'i. All rights reserved.
An Equal Opportunity Employer.


Powered by HC


HAWAII

DIGITAL GOVERNMENT SUMMIT



hawaii.gov
Official Website of the
Aloha State

 Government

 Residents

 Business

 Visitors

 **MyHawaii**

Search All Hawai'i Government

USA.gov



 ALOHA RUSSELL R CASTAGNARO



Account Settings



Logout

0

TRANSACTIONS (LAST 30 DAYS)

12

BUSINESS FILINGS

0

CAMPING RESERVATIONS



Coming Soon...




ALERTS & NOTIFICATIONS



What Do You Think...


Let us know how to make your
experience with us better.

Submit Form 



Follow Us

Follow us on Twitter to get our latest
updates about my.hawaii.gov and
eHawaii.gov!

Get Updates 

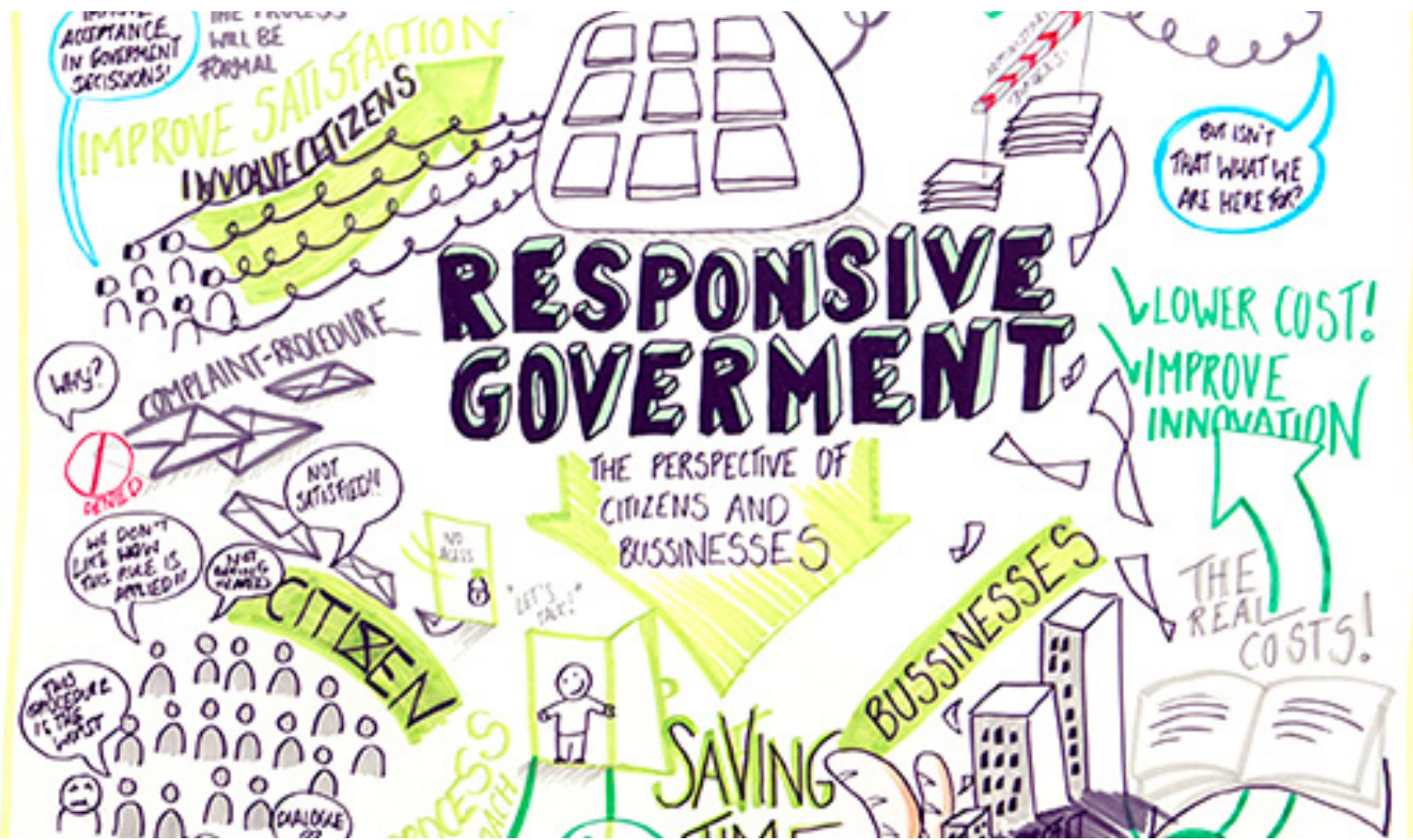


- **Summary**



What we can or cannot do,
what we consider POSSIBLE or IMPOSSIBLE
is rarely a function of our true capability.
It is more likely a function of our beliefs about who we are

Anthony Robbins



HAWAII

DIGITAL GOVERNMENT SUMMIT



HAWAII DIGITAL GOVERNMENT SUMMIT





Contact Russell Castagnaro
russell@ehawaii.gov




Ian Kalin

Director of Open Data, Socrata, Inc.



Kristin Izumi-Nitao, Esq.

Executive Director, Campaign Spending
Commission



HAWAII CAMPAIGN SPENDING COMMISSION

G2: Open Government Workshop #1


CSC Executive Director Kristin E. Izumi-Nitao

CSC Associate Director Tony Baldomero

OIMT Karen Higa


ICSD Jennifer Silva

Socrata Adrian Laurenzi




Mission

To maintain the integrity and transparency of the campaign finance process by enforcing the law, educating the public, administering public financing, and training campaign committees in order to encourage timely compliance.




Who We Regulate

- State & County Candidates (i.e., Governor, Lt. Governor, Senate, House of Representatives, Mayor, Prosecutor, County Council, Office of Hawaiian Affairs)
- Noncandidate Committees (includes Super PACS, businesses, companies, organizations, etc.)
- Corporations




Candidate Reporting – Financial Disclosure Reports

- Contributions – Schedule A
- Expenditures – Schedule B
- Other Receipts (i.e., interest from bank accounts, rebates from purchases, candidate's own funds) – Schedule C
- Loans – Schedule D
- Unpaid Expenditures – Schedule E
- Durable Assets – Schedule F




Why is There a Reporting Requirement

- Transparency & integrity
- Voters should know who elected officials' & candidates' contributions are in order to understand who may have an influence on their decisions, and which special interests they may support – “informed voting is the most potent of all restraints upon misgovernment” (Buckley v. Valeo, 429 U.S. 1, 67, 96 S. Ct. 612, 658 (1976))
- “Disclosure requirements deter actual corruption and avoid the appearance of corruption by exposing large contributions and expenditures to the light of publicity” (Id. At 67, 96 S.Ct at 657)
- Required by Hawaii Revised Statutes (HRS §11-333 & §11-334)
- Consequences – posting on CSC website, fine, complaint (HRS §11-340), referral to prosecuting attorney



Candidate Electronic Filing System



https://nic.csc.hawaii.gov/cfs/ Candidate Filing System | Campaign Spending Commission Login

Department of Accounting and General Services
Campaign Spending Commission

Candidate Filing System

Login

UserName


Password

Login

[System Requirements](#) [Login Help](#)

If you are using **Internet Explorer 10**,
Compatibility View must be turned on before logging in to the system.
Please click this link for assistance: [IE10 Compatibility View Instructions](#)

Would you like to make Internet Explorer your default browser? Yes No x



Browser address bar: https://kai.icisd.hawaii.gov/CFS/cc/SA_List.php

Page Title: SA_List

Navigation: Home Administration Schedules Preview/Print Report Validate Report File Report Amend Mode Filing Confirmations Export Data Help Logout

SCHEDULE A - CONTRIBUTIONS RECEIVED

Search

NAME


List of Contributions Received

Total Records: 2

DATE	NAME	NON-RESIDENT	DEPOSIT NO.	AMOUNT	NON-MONETARY	OCC	PERIOD	SEED MONEY	LOCK
06/30/2013	Doe, John	<input type="checkbox"/>		\$1,000.00	<input type="checkbox"/>	<input type="checkbox"/>		<input type="checkbox"/>	<input checked="" type="checkbox"/>
11/01/2013	Doe, John	<input checked="" type="checkbox"/>		\$150.00	<input type="checkbox"/>	<input type="checkbox"/>		<input type="checkbox"/>	<input type="checkbox"/>

[Add New](#) 1 of 1

Department of Accounting and General Services
Campaign Spending Commission



CANDIDATE FILING SYSTEM Campaign Spending Commission

[Home](#) [Administration](#) [Schedules](#) [Preview/Print Report](#) [Validate Report](#) [File Report](#) [Amend Mode](#) [Filing Confirmations](#) [Export Data](#) [Help](#) [Logout](#)

SCHEDULE B - EXPENDITURES MADE

Search

NAME CATEGORY


List of Expenditures Made

Total Records: 1

DATE	NAME	CHECK NO.	AMOUNT	CATEGORY	PURPOSE	EPF	PERIOD	SEED MONEY	LOCK
06/30/2013	Costco		\$500.00	Advertising	Ads	<input type="checkbox"/>		<input type="checkbox"/>	<input checked="" type="checkbox"/>

[Add New](#) 1 of 1

Department of Accounting and General Services
Campaign Spending Commission



Browser window showing the URL: https://kai.lcsd.hawaii.gov/CFS/cc/SC_List.php

CANDIDATE FILING SYSTEM Campaign Spending Commission

Home Administration Schedules Preview/Print Report Validate Report File Report Amend Mode Filing Confirmations Export Data Help Logout

SCHEDULE C - OTHER RECEIPTS

Search

NAME CATEGORY Select Value


List of Other Receipts

Total Records: 1

DATE	NAME	DEPOSIT NO.	AMOUNT	CATEGORY	DESCRIPTION	LOCK
06/30/2013	FHB		\$5.00	Interest	Interest	<input checked="" type="checkbox"/>

[Add New](#) 1 of 1

Department of Accounting and General Services
Campaign Spending Commission



Browser address bar: https://kai.icisd.hawaii.gov/CFS/cc/SD_List.php

Page Title: Campaign Spending Commission

Navigation: Home Administration Schedules Preview/Print Report Validate Report File Report Amend Mode Filing Confirmations Export Data Help Logout

SCHEDULE D - LOANS

Search

NAME:


List of Loans

Total Records: 1

DATE	NAME	LOAN SOURCE	AMOUNT	REPAID/FORGIVEN	FORGIVEN	PAY OFF	LOCK	BALANCE	
06/30/2013	Doe, John	OTH	\$2,500.00		<input type="checkbox"/>	<input type="checkbox"/>	<input checked="" type="checkbox"/>	\$2,500.00	Add Payment

[Add New](#) 14 1 of 1

Department of Accounting and General Services
Campaign Spending Commission



Browser address bar: https://kai.icsd.hawaii.gov/CFS/cc/SE_List.php

Convert Select

CANDIDATE FILING SYSTEM Campaign Spending Commission

Home Administration Schedules Preview/Print Report Validate Report File Report Amend Mode Filing Confirmations Export Data Help Logout

SCHEDULE E - UNPAID EXPENDITURES

Search

NAME CATEGORY

Search


List of Unpaid Expenditures

Total Records: 1

DATE	NAME	CATEGORY	PURPOSE	AMOUNT	PAID/FORGIVEN	FORGIVEN	PAY OFF	LOCK	BALANCE	
11/01/2013	Costco	Food & Beverages	fundraiser	\$10.00		<input type="checkbox"/>	<input type="checkbox"/>	<input type="checkbox"/>	\$10.00	Add Payment

[Add New](#) 1 of 1

Department of Accounting and General Services
Campaign Spending Commission



The screenshot shows a web browser window with the URL https://kai.lcsd.hawaii.gov/CFS/cc/SF_List.php. The page title is "SF_List". The browser's address bar shows "Convert" and "Select" options.


The page header is green and contains the text "CANDIDATE FILING SYSTEM" on the left and "Campaign Spending Commission" on the right. Below the header is a black navigation bar with the following links: Home, Administration, Schedules, Preview/Print Report, Validate Report, File Report, Amend Mode, Filing Confirmations, Export Data, Help, and Logout.

The main content area has a light green background. At the top, it says "SCHEDULE F - DURABLE ASSETS". Below this, a paragraph explains: "Durable assets are non-consumable supplies or equipment with a minimum purchase value of \$250 and a useful life of twelve months or more."


There is a "Search" section with a green header. It contains a text input field labeled "NAME" and a "Search" button.

Below the search section is a "List of Durable Assets" section with a green header. It shows "Total Records: 0". Below this is a table with the following columns: DATE, NAME, DESCRIPTION, ACQ AMOUNT, DISP METHOD, DISP AMOUNT, TO WHOM, and LOCK. The table is currently empty, showing "No records". Below the table are navigation controls: "Add New", "1 of 1", and arrows for navigation.

The footer is green and contains the text "Department of Accounting and General Services" and "Campaign Spending Commission" on the right side.



Searchable Database



State of Hawaii
Campaign Spending Commission

search this site



Search.USA.gov



Home

About ▾

Legal Resources ▾

Statistics ▾

Contribution Limits

Email Subscription

ALOHA!

Our mission is to maintain the integrity and transparency of the campaign finance process by enforcing the law, educating the public, administering public financing, and training campaign committees in order to encourage timely compliance.

Hawaii Campaign Spending Commission
Serving Hawaii Since 1973

Reminders

- [Next Commission Meeting scheduled for December 18, 2013](#)
- [Next Report due January 31, 2014 for Candidate Committees](#)
- [Next Report due January 31, 2014 for Noncandidate Committees and Corporations](#)

What's New

▼ CANDIDATE COMMITTEES

[View Reports & Fundraiser Notices](#)

[View Searchable Data](#)


[Candidate Filing System](#)

[Forms](#)

[Reporting Schedules](#)

[Guidance](#)

[Committees That Failed To File Or
Correct A Report](#)



[Home](#) > [Candidate Committees](#) > View Searchable Data

VIEW SEARCHABLE DATA

The data for the data visualization and data set tools below is from reports filed by Hawaii State and County candidates on the Commission's Candidate Filing System. The actual reports for each candidate can be viewed on the [Candidate Filing System Public Site](#). The data covers the period from **November 8, 2006 through June 30, 2013** which encompasses the elections of 2008 through 2012 as well as data for candidates that may be running in a future election.

1. Data Visualizations

This tool allows you to view charts of a candidate's campaign spending data for a particular election period. You will be able to view a pie chart of a candidate's contributions to see how much and what percentage of their contributions are funded by individuals, noncandidate committees, political parties, immediate family members, etc.

You will also be able to see how much and what percentage of a candidate's contributions are coming from in-state versus out-of-state, from which states and zip codes, as well as by geographical location. There is also a visual chart showing how much and what percentage of a candidate's contributions are \$1,000 or less and more than \$1,000. As for campaign expenditures, a pie chart will show how much and what percentage of a candidate's spending was for advertising, food & beverage, printing, professional services, surveys/polls/voter lists, etc., as well as a chart showing in-state versus out-of-state spending.

[Access the Data Visualization App](#)

2. Data Sets

This tool allows you to search any data set below for information such as names of contributors who gave money to candidates and how much they gave, how candidates spent their money, who made loans to candidates and how much the loan was for, and much more. Instructions for searching and using the data is provided within each category:

[Contributions Received \(Schedule A\)](#)

▼ CANDIDATE COMMITTEES

[View Reports & Fundraiser Notices](#)

[View Searchable Data](#)

[Candidate Filing System](#)

[Forms](#)

[Reporting Schedules](#)

[Guidance](#)

[Committees That Failed To File Or Correct A Report](#)

[Public Funding Programs](#)

► NONCANDIDATE COMMITTEES

► CORPORATIONS


CONTACT US

Leiopapa A Kamehameha Building
235 S. Beretania Street, Room 300
Honolulu, HI 96813


Office Hours:
7:45 a.m. - 4:30 p.m., Monday-Friday
Closed on State Holidays

Phone:
(808) 586-0285

Fax:



Option #1 - Data Sets



2. Data Sets

This tool allows you to search any data set below for information such as names of contributors who gave money to candidates and how much they gave, how candidates spent their money, who made loans to candidates and how much the loan was for, and much more. Instructions for searching and using the data is provided within each category:

- [Contributions Received \(Schedule A\)](#)
- [Expenditures Made \(Schedule B\)](#)
- [Other Receipts \(Schedule C\)](#)
- [Loans Received \(Schedule D\)](#)
- [Unpaid Expenditures \(Schedule E\)](#)
- [Durable Assets \(Schedule F\)](#)

Honolulu, HI 96813

Office Hours:

7:45 a.m. - 4:30 p.m., Monday-Friday

Closed on State Holidays

Phone:

(808) 586-0285

Fax:

(808) 586-0288

LATEST TWEETS

Honolulu Mayor Kirk Caldwell files Notice for 11/20/13 fundraiser t.co/Crz1qmwrbw

Time ago 2 Hours via Twitter

Maui Mayor Alan Arakawa files Notice for 2/28/14 fundraiser t.co/k7hv3U51zW


Time ago 2 Hours via Twitter

Maui Mayor Alan Arakawa files Notice for 11/20/13 fundraiser t.co/qOi5RYaytz

Time ago 2 Hours via Twitter



Follow @hicso on twitter.



CAMPAIGN CONTRIBUTIONS RECEIVED

Icons	What it does
	Allows you to search all fields within the dataset. Type in search term and press enter.
	Displays detailed information about the dataset.
	Allows you to share the dataset through Facebook, Twitter or Email.
	Directs you to the dataset within the State of Hawaii's open data portal site at data.hawaii.gov . You will have access to more detailed data manipulation tools there. (Go to SOCRATA HELP for further details.)
	Provides you with a drop-down menu containing additional options for utilizing this dataset. You can access more views of the dataset, download the dataset in various formats, print the dataset, embed the code for the dataset into your own website, or develop an API to create visualizations and mash-ups of this and other datasets. You can also provide comments about the dataset.

MENU

Campaign Contributions Received By Hawaii State and County Candidates From November 8, 2006 Through June 30, 2013

	Candidate Name	Contributor Type	Contributor Name
1	Abe, Michael	Immediate Family	Abe, Audrey Y.
2	Abe, Michael	Candidate	Abe, Michael K.
3	Abe, Michael	Candidate	Abe, Michael K.
4	Abe, Michael	Candidate	Abe, Michael K.
5	Abe, Michael	Candidate	Abe, Michael K.
6	Abe, Michael	Candidate	Abe, Michael K.
7	Abe, Michael	Other Entity	Abercrombie for Congress
8	Abe, Michael	Other Entity	Citizens for Responsive Government
9	Abe, Michael	Noncandidate Committee	Hawaii Optometric PAC
10	Abe, Michael	Individual	Kanehe, Sally L.

▶ NONCANDIDATE COMMITTEES

▶ CORPORATIONS

CONTACT US

Leiopapa A Kamehameha Building
235 S. Beretania Street, Room 300
Honolulu, HI 96813

Office Hours:
7:45 a.m. - 4:30 p.m., Monday-Friday
Closed on State Holidays

Phone:
(808) 586-0285

Fax:
(808) 586-0288

LATEST TWEETS

Honolulu Mayor Kirk Caldwell files Notice for 11/20/13 fundraiser t.co/Crz1qmwrbw


Time ago 2 Hours via Twitter

Maui Mayor Alan Arakawa files Notice for 2/28/14 fundraiser t.co/k7hv3U51zW

Time ago 2 Hours via Twitter

Maui Mayor Alan Arakawa files Notice for 11/20/13 fundraiser t.co/QOi5RYaytz

Time ago 2 Hours via Twitter



HAWAII DIGITAL GOVERNMENT SUMMIT

EXPENDITURES MADE

Icons	What it does
	Allows you to search <u>all</u> fields within the dataset. Type in search term and press enter.
	Displays detailed information about the dataset.
	Allows you to share the dataset through Facebook, Twitter or Email.
	Directs you to the dataset within the State of Hawaii's open data portal site at data.hawaii.gov . You will have access to more detailed data manipulation tools there. (Go to SOCRATA HELP for further details.)
	Provides you with a drop-down menu containing additional options for utilizing this dataset. You can access more views of the dataset, download the dataset in various formats, print the dataset, embed the code for the dataset into your own website, or develop an API to create visualizations and mash-ups of this and other datasets. You can also provide comments about the dataset.

data.Hawaii.gov

Expenditures Made By Hawaii State and County Candidates From November 8, 2006 Through June 30, 2013

	Candidate Name	Vendor Type	Vendor Name	Date
20	Abe, Michael	IMM	Abe, Audrey Y.	08/29
21	Abercrombie, Neil	OTH	Toshiba Business Solution	03/21
22	Abercrombie, Neil	OTH	Shirokiya	11/04
23	Abercrombie, Neil	OTH	Toshiba Business Solution	04/12
24	Abercrombie, Neil	OTH	Toshiba Business Solution	07/22
25	Abercrombie, Neil	OTH	Toshiba Business Solution	09/29
26	Abercrombie, Neil	OTH	Toshiba Business Solution	11/07

▶ CANDIDATE COMMITTEES

▶ NONCANDIDATE COMMITTEES

▶ CORPORATIONS

CONTACT US

Leiopapa A Kamehameha Building
235 S. Beretania Street, Room 300
Honolulu, HI 96813

Office Hours:
7:45 a.m. - 4:30 p.m., Monday-Friday
Closed on State Holidays

Phone:
(808) 586-0285


Fax:
(808) 586-0288

LATEST TWEETS

Honolulu Mayor Kirk Caldwell files Notice for 11/20/13 fundraiser t.co/Crz1qmwrbw


Time ago 2 Hours via Twitter

Maui Mayor Alan Arakawa files Notice for 2/28/14 fundraiser t.co/k7hv3U51zW



NEW

Option #2 - Data Visualization



reports for each candidate can be viewed on the [Candidate Filing System Public Site](#). The data covers the period from **November 8, 2006 through June 30, 2013** which encompasses the elections of 2008 through 2012 as well as data for candidates that may be running in a future election.

1. Data Visualizations

This tool allows you to view charts of a candidate's campaign spending data for a particular election period. You will be able to view a pie chart of a candidate's contributions to see how much and what percentage of their contributions are funded by individuals, noncandidate committees, political parties, immediate family members, etc. You will also be able to see how much and what percentage of a candidate's contributions are coming from in-state versus out-of-state, from which states and zip codes, as well as by geographical location. There is also a visual chart showing how much and what percentage of a candidate's contributions are \$1,000 or less and more than \$1,000. As for campaign expenditures, a pie chart will show how much and what percentage of a candidate's spending was for advertising, food & beverage, printing, professional services, surveys/polls/voter lists, etc., as well as a chart showing in-state versus out-of-state spending.

[Access the Data Visualization App](#)

2. Data Sets

This tool allows you to search any data set below for information such as names of contributors who gave money to candidates and how much they gave, how candidates spent their money, who made loans to candidates and how much the loan was for, and much more. Instructions for searching and using the data is provided within each category:

- [Contributions Received \(Schedule A\)](#)
- [Expenditures Made \(Schedule B\)](#)
- [Other Receipts \(Schedule C\)](#)
- [Loans Received \(Schedule D\)](#)

[Candidate Filing System](#)

[Forms](#)

[Reporting Schedules](#)

[Guidance](#)

[Committees That Failed To File Or Correct A Report](#)

[Public Funding Programs](#)

[▶ NONCANDIDATE COMMITTEES](#)

[▶ CORPORATIONS](#)

CONTACT US


Leiopapa A Kamehameha Building
235 S. Beretania Street, Room 300
Honolulu, HI 96813

Office Hours:
7:45 a.m. - 4:30 p.m., Monday-Friday
Closed on State Holidays

Phone:
(808) 586-0285

Fax:
(808) 586-0288

LATEST TWEETS



State of Hawaii
Campaign Spending Commission

Home

How much has _____ received and spent


(Enter Candidate Name Here)

during the election period?

SEARCH

About This App

The Hawaii Campaign Spending Commission's data visualizations were created in partnership with the State of Hawaii's Office of Information Management and Technology, the State's Information & Communication Services Division, and Socrata. By selecting a candidate and an election period above, you will be able to view a pie chart of a candidate's contributions to see how much and what percentage of their contributions are funded by individuals, noncandidate committees, political parties, immediate family members, etc. You will also be able to see how much and what percentage of a candidate's contributions are coming from in-state versus out-of-state, from which states and zip codes, as well as by geographical location. There is also a visual chart showing how much and what percentage of a candidate's contributions are \$1,000 or less and more than \$1,000. As for campaign expenditures, a pie chart will show how much and what percentage of a candidate's spending was for advertising, food & beverage, printing, professional services, surveys/polls/voter lists, etc., as well as a chart showing in-state versus out-of-state spending.



« Back To Search

2008 - 2012 Election Period ▾

Kenoi, William

Friends of Billy Kenoi

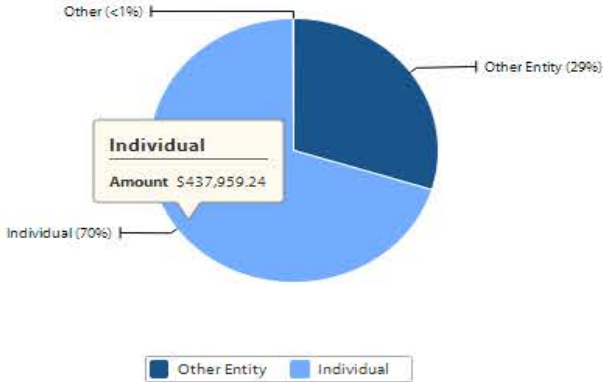
Mayor

Democrat

[1] 2 3 4 5 Next »

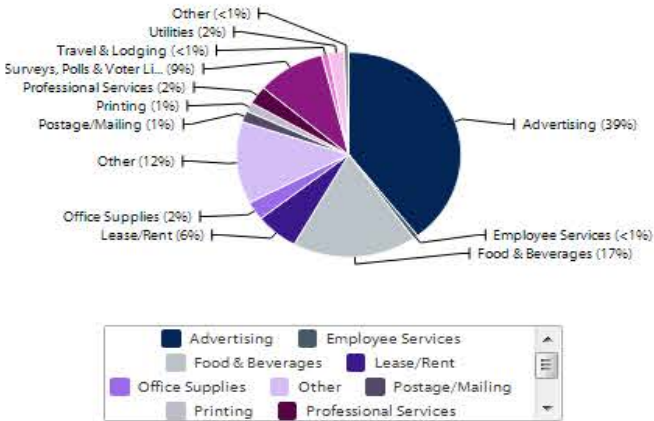
Mouse over or hover over a chart to view dollar values for each category in that chart.

Contributions (More than \$100) By Source




[Explore the raw data »](#)

Expenditures By Category




[Explore the raw data »](#)

[1] 2 3 4 5 Next »



Explore the raw data




Home

← Back

	Candidate Name	Contributor Type	Contributor Name	Date	Amount	Aggregate	Employer
1	Kenoi, William	Other Entity	327 Kona LLC	06/25/2012	\$1,000.00	\$1,000.00	
2	Kenoi, William	Other Entity	327 Kona LLC	10/24/2012	\$1,000.00	\$2,000.00	
3	Kenoi, William	Individual	Aburamen, Leslie	11/29/2010	\$125.00	\$125.00	
4	Kenoi, William	Individual	Aburamen, Leslie	06/26/2012	\$200.00	\$325.00	
5	Kenoi, William	Individual	ABURAMEN, ROXANNE	11/29/2010	\$125.00	\$125.00	
6	Kenoi, William	Individual	ACREE, BOB	08/02/2012	\$2,000.00	\$2,000.00	Kohala Re
7	Kenoi, William	Individual	ADACHI, PATSY	06/26/2012	\$100.00	\$175.00	
8	Kenoi, William	Individual	ADACHI, PATSY	10/24/2012	\$20.00	\$195.00	
9	Kenoi, William	Individual	ADAMS, CHRISTIAN K.	10/24/2012	\$250.00	\$250.00	
10	Kenoi, William	Individual	Ah Chong, Darren	08/09/2012	\$200.00	\$200.00	
11	Kenoi, William	Individual	AINSLEY, HOWARD	11/29/2010	\$125.00	\$125.00	
12	Kenoi, William	Individual	AINSLEY, HOWARD	06/26/2012	\$100.00	\$225.00	
13	Kenoi, William	Other Entity	Alan C. DeSilva M.D., Inc.	06/26/2012	\$200.00	\$200.00	
14	Kenoi, William	Individual	ALCON, WILLIAM D.	07/26/2012	\$2,000.00	\$2,000.00	ALCON &

View all raw data in an interactive dataset





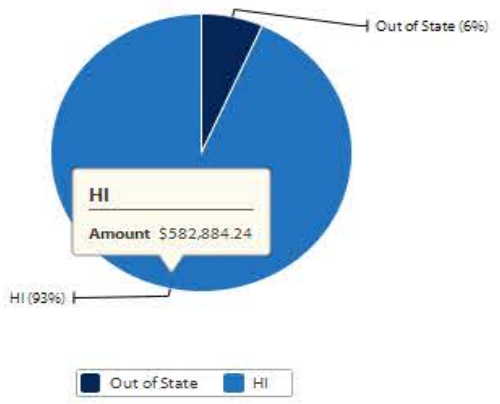
Kenoi, William
Friends of Billy Kenoi

Mayor
Democrat

« Previous 1 [2] 3 4 5 Next »

Mouse over or hover over a chart to view dollar values for each category in that chart.

In-State v. Out-of-State Contributions




[Explore the raw data »](#)

Contributions (More than \$100) By Location



[Explore the raw data »](#)

« Previous 1 [2] 3 4 5 Next »



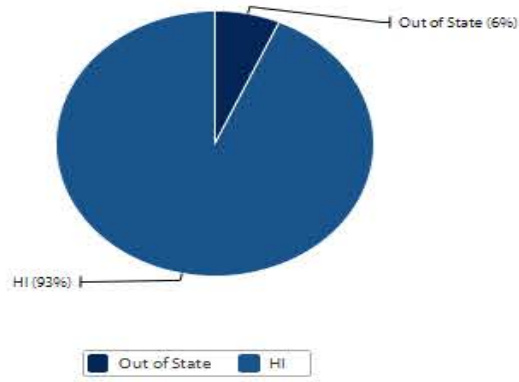
Kenoi, William
Friends of Billy Kenoi

Mayor
Democrat

« Previous 1 [2] 3 4 5 Next »

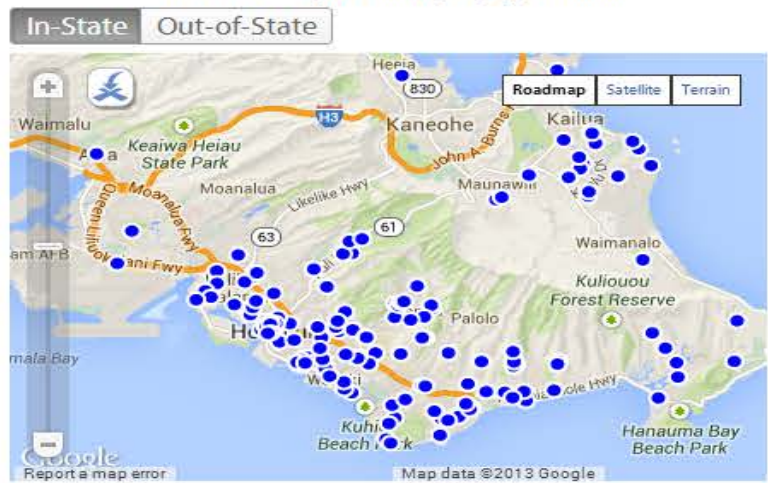
Mouse over or hover over a chart to view dollar values for each category in that chart.

In-State v. Out-of-State Contributions




Explore the raw data »

Contributions (More than \$100) By Location



Explore the raw data »

« Previous 1 [2] 3 4 5 Next »



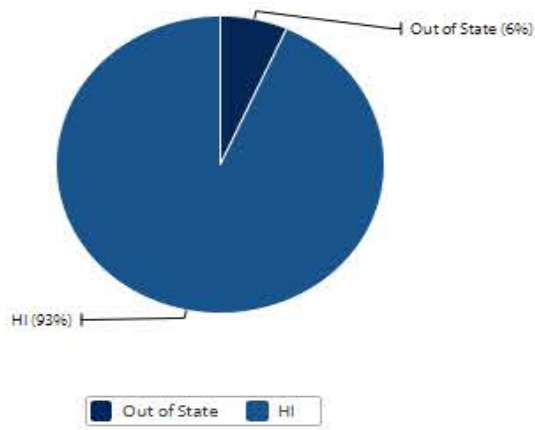
Kenoi, William
Friends of Billy Kenoi

Mayor
Democrat

« Previous 1 [2] 3 4 5 Next »

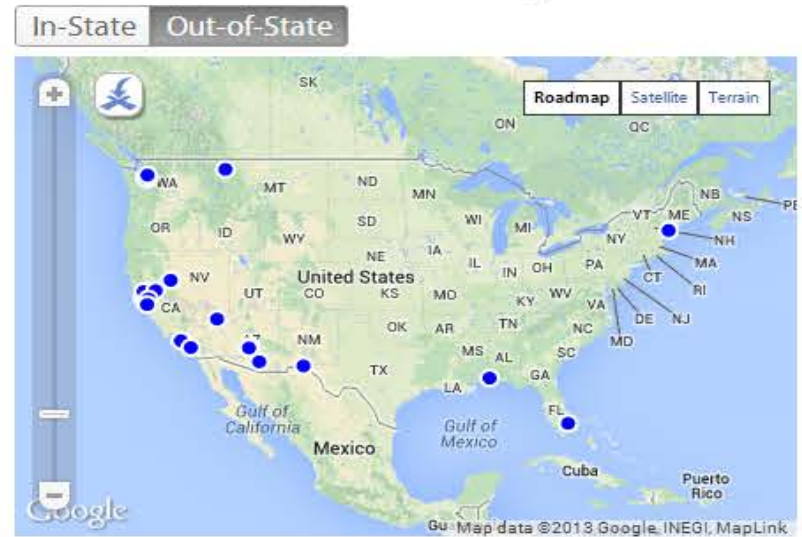
Mouse over or hover over a chart to view dollar values for each category in that chart.

In-State v. Out-of-State Contributions




[Explore the raw data »](#)

Contributions (More than \$100) By Location



[Explore the raw data »](#)



Kenoi, William

Friends of Billy Kenoi

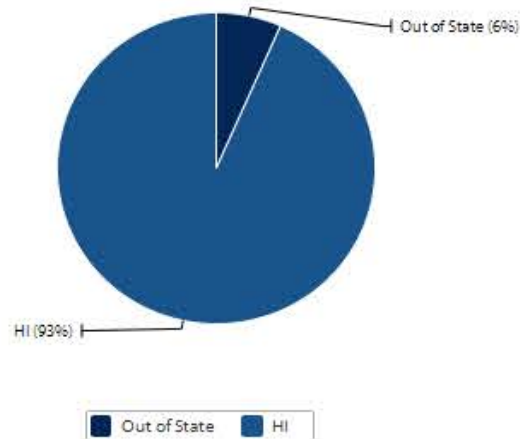
Mayor

Democrat

« Previous 1 [2] 3 4 5 Next »


Mouse over or hover over a chart to view dollar values for each category in that chart.

In-State v. Out-of-State Contributions



Contributions (More than \$100) By Location







Kenoi, William

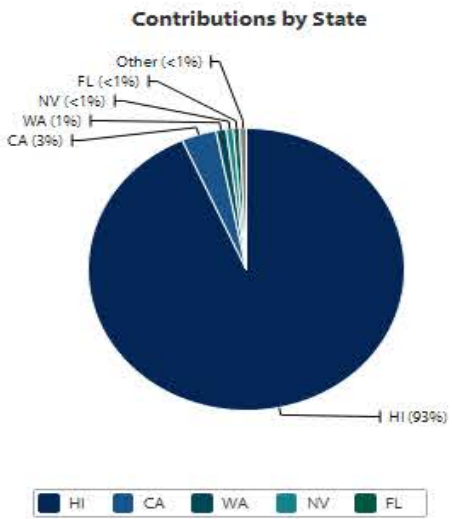
Friends of Billy Kenoi

Mayor

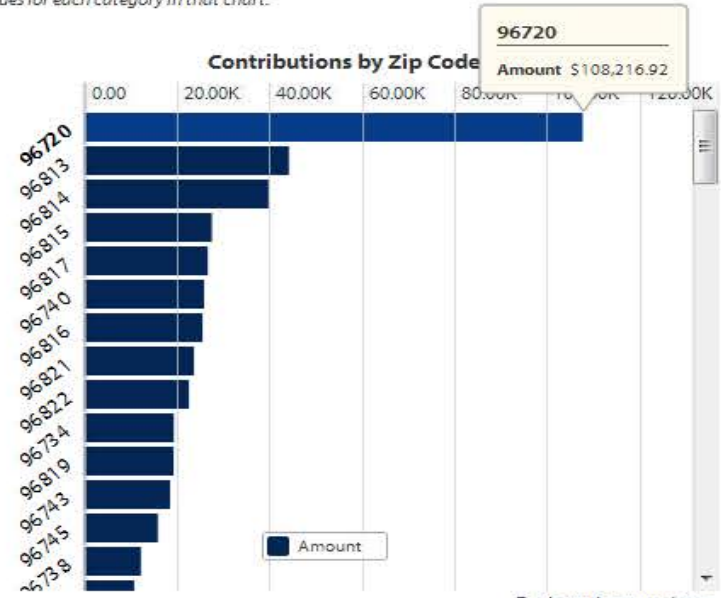
Democrat

« Previous 1 2 [3] 4 5 Next »

Mouse over or hover over a chart to view dollar values for each category in that chart.




Explore the raw data »



Explore the raw data »

« Previous 1 2 [3] 4 5 Next »



Kenoi, William

Friends of Billy Kenoi

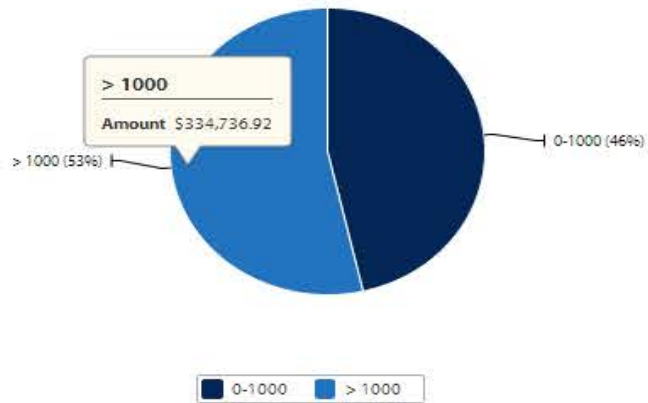
Mayor

Democrat

« Previous 1 2 3 [4] 5 Next »

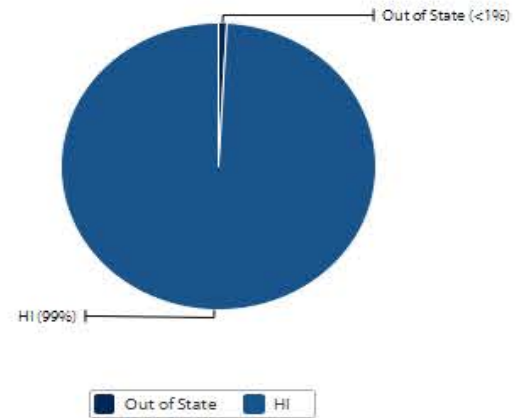
Mouse over or hover over a chart to view dollar values for each category in that chart.

Contribution Range




[Explore the raw data »](#)

In State v. Out of State Expenditures



[Explore the raw data »](#)

« Previous 1 2 3 [4] 5 Next »



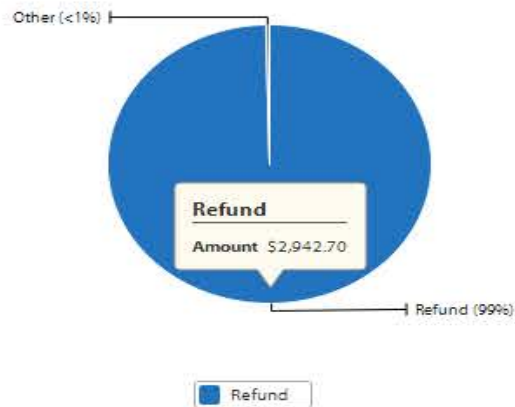
Kenoi, William
Friends of Billy Kenoi

Mayor
Democrat

« Previous 1 2 3 4 [5]

Mouse over or hover over a chart to view dollar values for each category in that chart.

Other Receipts By Category




[Explore the raw data »](#)

« Previous 1 2 3 4 [5]


Loans By Category

No data

[Explore the raw data »](#)




Explore the raw data



← Back


	Candidate Name	Source Type	Source Name	Date	Amount	Other Receipt Category
1	Kenoi, William	OTH	Bank of Hawaii	04/27/2009	\$9.90	Other
2	Kenoi, William	OTH	COUNTY DIRECTOR OF FINANCE	02/21/2012	\$100.00	Refund
3	Kenoi, William	OTH	DIRECTOR OF FINANCE	11/20/2008	\$50.00	Refund
4	Kenoi, William	OTH	DIRECTOR OF FINANCE	06/07/2012	\$220.00	Refund
5	Kenoi, William	OTH	Fine Investments, LLC	12/19/2008	\$700.00	Refund
6	Kenoi, William	OTH	GOOGLE	05/19/2010	\$0.61	Other
7	Kenoi, William	OTH	HAWAII TRIBUNE HERALD	01/21/2009	\$14.94	Refund
8	Kenoi, William	OTH	HAWAIIAN LINEN SUPPLY	06/19/2012	\$67.55	Refund
9	Kenoi, William	OTH	HAWAIIAN TELCOM	01/05/2010	\$86.94	Refund
10	Kenoi, William	CAN	Kenoi, Billy	08/02/2010	\$363.03	Refund
11	Kenoi, William	OTH	OCEANIC TIME WARNER CABLE	01/21/2009	\$72.80	Refund
12	Kenoi, William	OTH	PAYPAL	06/01/2010	\$0.16	Other
13	Kenoi, William	OTH	PAYPAL	06/01/2010	\$0.14	Other
14	Kenoi, William	OTH	Pyramid Insurance	12/07/2010	\$130.85	Refund

[View all raw data in an interactive dataset](#)




Key Considerations

- **Data structure**
- **Data capturing & data integrity**
- **API (Application Programming Interface)**
- **Visualization specs**



Key Objectives

- **Transparency & open government**
- **Application of open data**
- **Public interest & citizen engagement**
- **Voter participation**
- **Candidate accountability & strategy**



Contact Information

Kristin E. Izumi-Nitao, Executive Director

Tony Baldomero, Associate Director

235 S. Beretania Street, Ste. 300

Honolulu, Hawaii 96813

Phone: (808) 586-0285

www.hawaii.gov/campaign

Jacqueline Kozak-Thiel

State Sustainability Coordinator



SUSTAINABILITY + OPEN DATA

Jacqueline Kozak Thiel
Sustainability Coordinator, State of Hawaii

Sustainability in Hawaii:

- Respects the culture, character, beauty and history of our state's island communities
- Strikes a balance between economic, social and community, & environmental priorities
- Meets the needs of the present without compromising the ability of future generations to meet their own needs

AGRICULTURE

CLIMATE CHANGE

CLEAN ENERGY

GREEN JOBS

WASTE

WATERSHEDS

SOCIAL JUSTICE

SMART GROWTH

EDUCATION

WATER

HEALTH

TRANSPORTATION

OCEAN & REEFS

NATIVE SPECIES

SUSTAINABILITY + DATA?

*For Sustainability to have any meaning,
it must be tied to clear and rigorous definitions,
metrics and mileage markers.*

~ Worldwatch Institute's *Is Sustainability Still Possible?*

Credit: Socrata



EQUITY = CITIZEN EMPOWERMENT
Through Open Data

Open Data Can Support Sustainability by:

- Tracking progress on our targets towards a sustainable future
- Improving partnerships between government, private sector, non-profits and communities
- Supporting better coordination through data sharing and mapping
- Providing opportunities for citizen engagement & entrepreneurialism
- Encouraging sustainable behavior change
- Providing more information for a holistic/systems approach (triple bottom line)

SUSTAINABILITY + DATA



wish list

Sustainable Govt. Operations

16 State Agency Energy Competition

In a renewed effort by StateStat and the Governor's Delivery Unit to manage and reduce the State's energy cost and consumption, an Energy/ Electricity reduction competition is established between State agencies, whereby each agency's consumption of electricity and total energy from significant facilities is monitored in relation to the State wide baseline of FY08. The monitoring period started on July 1st, 2011 and the overall reduction goal is 15% by 2015. Significant facilities are those that have been occupied by the State since 2008 and are air-conditioned.

Please Select an Agency:

DGS

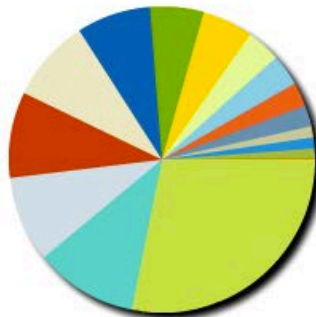

MMBTU - Energy

kWh - Electricity

To view how the state and each of the 16 agencies are performing, please select between energy and electricity, and select an agency using the options to the right.

Statewide Summary Information

Total FY2012 Energy Consumption By Agency - kWh



16 State Agency Energy Reduction Competition kWh



Sustainability Report Cards

Sustainable Santa Monica



2012 Sustainable City Report Card

The Sustainable City Plan was created to enhance our resources, prevent harm to the natural environment and human health, and benefit the social and economic well-being of the community for the sake of current and future generations.

HAWAII 2013

2013 CLEAN ENERGY GRADES

JUMP TO SECTION



TRANSPORTATION

D



EFFICIENCY

B



RENEWABLES

B-



SMART GRID

D



ECONOMY

C

SUSTAINABILITY DASHBOARDS

Reduce Maryland's Greenhouse Gas Emissions by 25% by 2020



Overall Progress



INSUFFICIENT PROGRESS

Estimated Emissions (Million Metric Tons)

2012	98.3 Million Metric Tons
2006	107.2 Million Metric Tons
8% DECREASE	

2012 Actual vs. Business As Usual

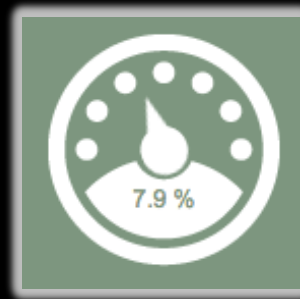
Actual Emissions	98.3 Million Metric Tons
Business as Usual (BAU)	119.7 Million Metric Tons
18% DECREASE	

Metric Tons Reduced

Since Baseline (2006)	8.9 Million Metrics Tons
From BAU Estimate	21.4 Million Metric Tons
ON TRACK	

This site was last updated on October 23rd, 2013.

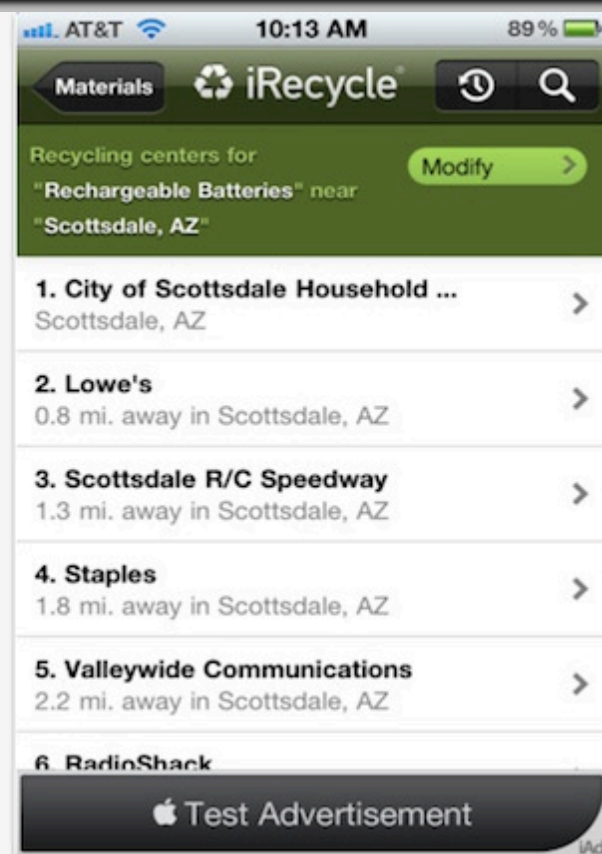
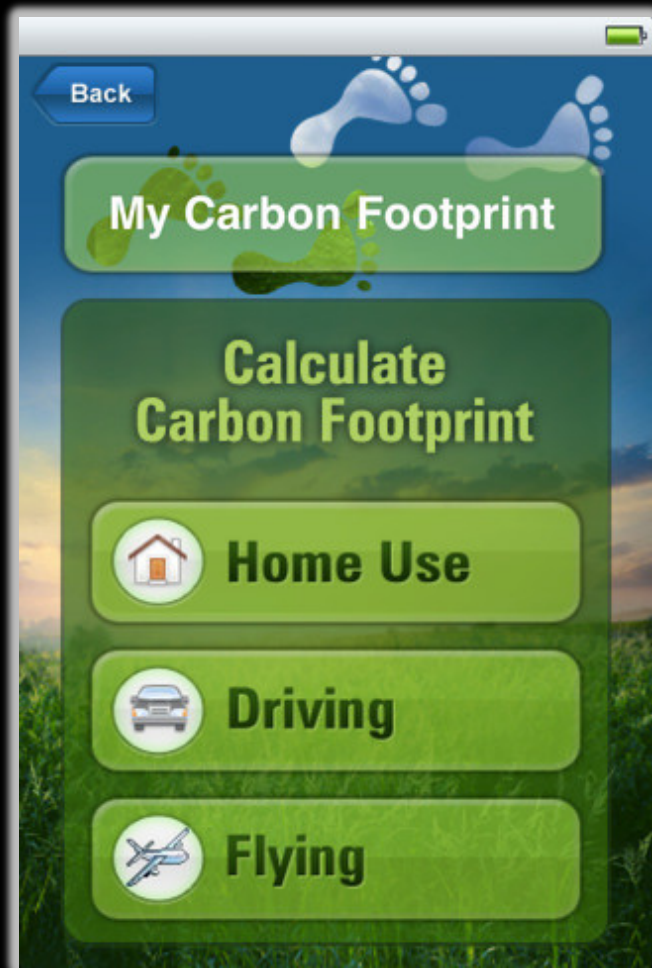
<https://data.maryland.gov/goals>



Local Food Production by County

What can YOU do to move the needle in the right direction?







Green Button

www.greenbuttondata.org



211 for Sustainability Efforts & Green Mapping

The graphic features a central white text box with the following content:

**THINK GLOBAL
MAP LOCAL**

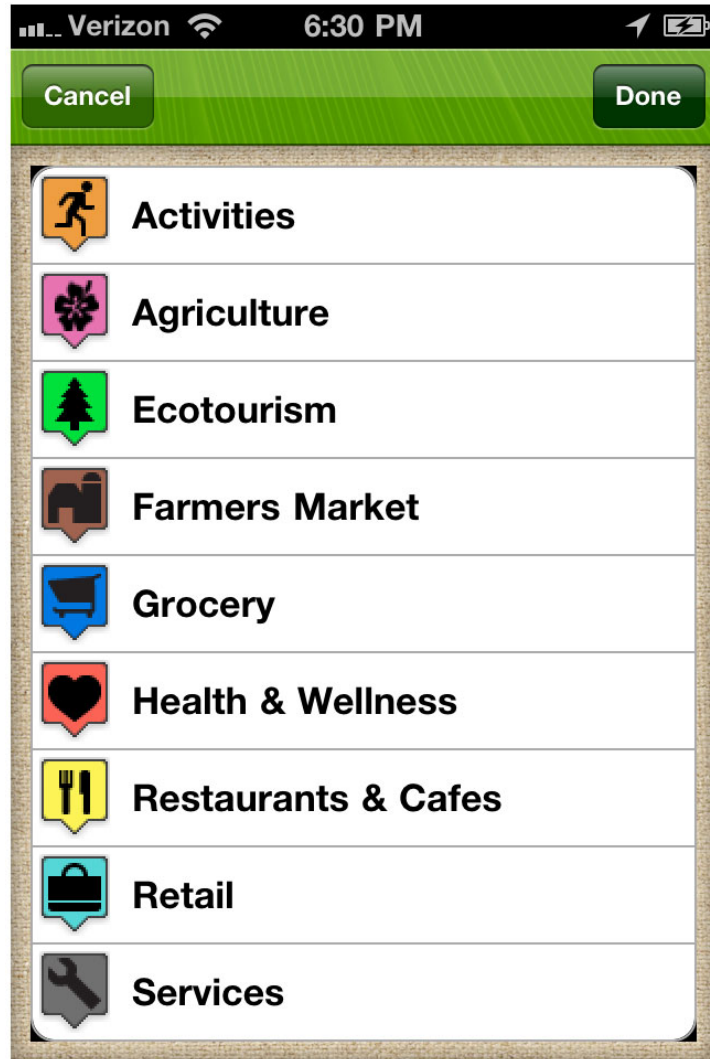
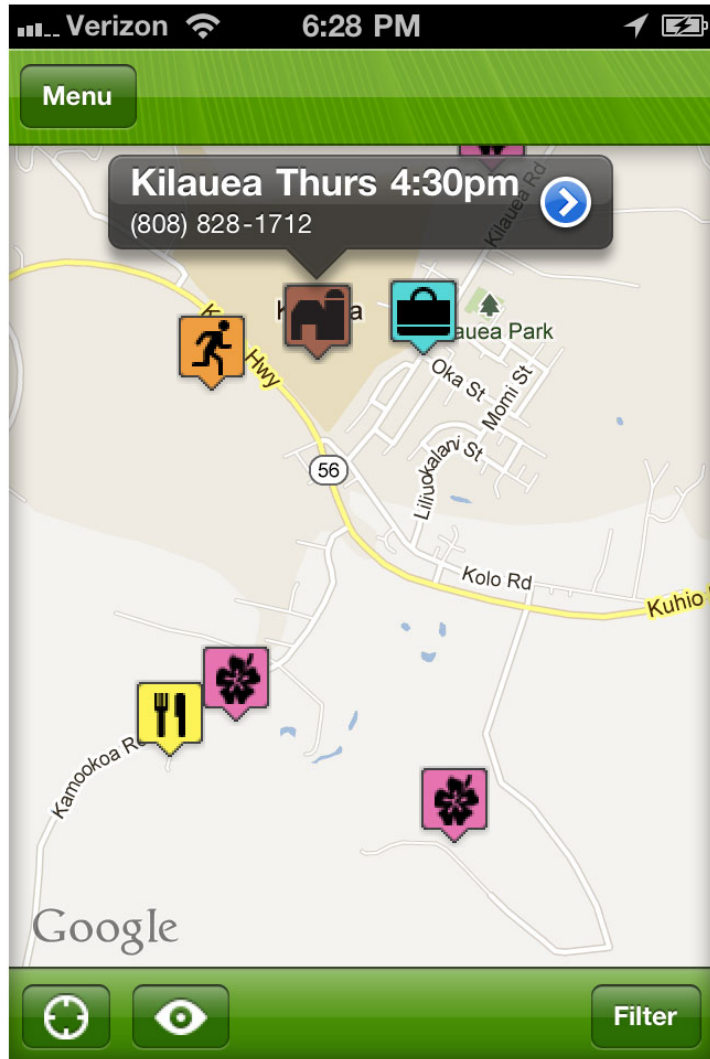
Engaging all ages and backgrounds in local green living with the new **open GREEN MAP**

On the left side, there is a vertical column of seven icons: a green fork and spoon, an orange recycling symbol, a blue bicycle, a green frog, an orange house with a paw print, a blue car, and a green hand holding a leaf.

The background is a map with several callout boxes containing icons: a green leaf, a blue house, an orange house, a blue car, a green leaf, and a green hand holding a leaf. The map includes the text "Powered by Google" and "Map data ©2008 Tele Atlas - Terms of Use".



The Green Kauai Map for the iPhone and iPad



Citizen Science & Reporting

www.marinedebris.egr.uga.edu/

Reportapest.org



HBIN Hawaii Biodiversity Information Network
www.hipacdata.org

Fill out this form to alert us of sightings of new pests in Hawaii. Include as many details as possible to help us assess your report. Once submitted, this pest report will immediately be sent to a local invasive species expert. If you are reporting a snake, please immediately contact the police at 911. (NOTE: Asterisk [*] and red color indicate a required field!)

NEW- Found a feral bee colony? Use these ["Report a Nest" Instructions](#).

Tracking Number : T11202013113022

Last Name :

First Name :

Email :

Including your email will allow us to let you know what happened with your report.

Phone :

*Date of pest sighting:

*Name of pest that you are reporting :

*Description :

(Plant: size, flower color / scent / orientation, foliage color / scent / orientation, fruit color / scent / orientation, habitat found in; Insect/animal: size, color, plant / host found on or nearby, habitat)

*Island Please choose an island before entering an address.

*Location :

(Street address, cross streets, mile marker, place name)

The map shows the Hawaiian Islands with a red location pin on the island of Oahu, near Honolulu. Labels on the map include Kaneohe, Honolulu, Kahului, Haleakala National Park, Kailua-Kona, and Hilo. The word "Hawaii" is written across the bottom of the map area. The Google logo is in the bottom left corner. Map data is attributed to 2013 Google. There are also fields for "Lat:" and "Lng:" at the bottom.

Marine Debris Tracker Website

Eyes on the Bay - Home

[Eyes on the Bay Mobile for Real-Time Data](#)

[Email](#) us comments, follow our [Twitter](#) feed, or visit us on [Facebook](#).



Click a station for more info and data

Monitoring Types & Stations

- Water Quality Mapping
- Continuous Monitoring
- Long-Term Monitoring
- Partners / Other Data Providers
- State Highway Admin. Weather/Road Conditions

-Click Arrow to Expand Legend
-Checkbox Removes/Adds Layer
-Link Returns Program Info

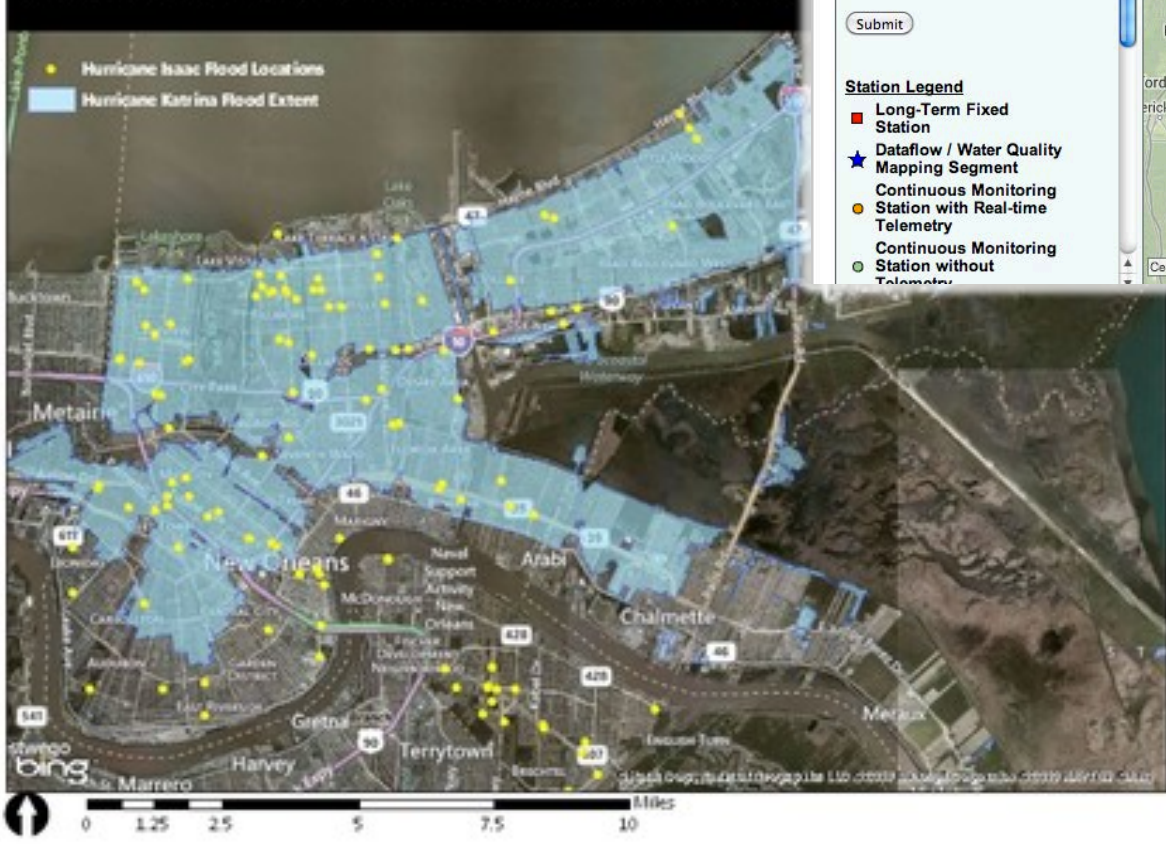
Select Another Year for Map Display:
2013

Submit

Station Legend

- Long-Term Fixed Station
- ★ Dataflow / Water Quality Mapping Segment
- Continuous Monitoring Station with Real-time Telemetry
- Continuous Monitoring Station without Telemetry

Floodprint New Orleans: Hurricane Katrina & Hurricane Isaac Flood



<http://opengov.newschallenge.org/open/open-government/submission/floodprint/>

Community Engagement

Hawaii Conservation Alliance's

Conservation Connections

www.conservationconnections.org/



Crowdsourced Placemaking

The screenshot displays the 'OurDowntownHilo' website. At the top left is the logo, which includes a circular icon with a map and the text 'OurDowntownHilo'. Below the logo is a dark navigation bar with links: Home, About, EDH 2025, Updates, Life After 60, How-To Videos, and FAQ. To the left of the main content is a sidebar with a red 'Submit an entry!' button, a search bar, and sections for 'EXPLORE & VOTE' (listing filters like 'Browse All', 'Recently Popular', etc.) and 'CATEGORIES' (listing various urban planning topics like 'Events', 'New Development', etc.). The main content area is titled 'Browser' and shows a grid of eight project entries. Each entry consists of a thumbnail image, a title, and a 'like' button with a count. The entries are: 1. 'Let's Grow Hilo!' (120 likes), 2. 'Hilo Bayfront Trails' (112 likes), 3. 'Close Mamo St. for Farmers Market...' (88 likes), 4. 'Revitalize Kalākaua Park' (72 likes), 5. 'Kaipalaoa Landing Park' (72 likes), 6. 'Youth Center and Cafe' (68 likes), 7. 'Adopt-a-Bin' (65 likes), and 8. 'Restaurant Row on Keawe St' (53 likes).

OurDowntownHilo

Home About EDH 2025 Updates Life After 60 How-To Videos FAQ

Submit an entry!

Search

Browser

Home | EnVision Downtown Hilo 2025 | What is this site about? | How-To Videos

Showing all 34 entries Recently Popular Recently Commented **Most Liked First** Most Recent

EXPLORE & VOTE

Browse All
Recently Popular
Recently Commented
Most Liked
Most Recent

CATEGORIES

Events
New Development
Public Places
Retail/Businesses

TAGS

activities
activity
Art
babes
Bakery
banners
bathrooms
Beautification
Bicycle Paths
bicycles
big island
billiards
Café
ciclovía
coalition

Let's Grow Hilo! ['60 Likes' on...
like (120) 26

Hilo Bayfront Trails ['60 Likes' on...
like (112) 11

Close Mamo St. for Farmers Market...
like (88) 13

Revitalize Kalākaua Park ['60...
like (72) 15

Kaipalaoa Landing Park ['60 Likes'...
like (72) 15

Youth Center and Cafe ['60 Likes' on...
like (68) 11

Adopt-a-Bin ['60 Likes' on September...
like (65) 7

Restaurant Row on Keawe St
like (53) 9

<http://ourdowntownhilo.com/>

Metroquest Engagement & Envision Tools

The screenshot displays the 'Goals & Challenges' section of the Metroquest tool. The interface is organized into several key areas:

- Navigation:** A vertical sidebar on the left contains 'WELCOME' and 'GOALS & CHALLENGES'. A top navigation bar shows steps 1 through 5: '1 WELCOME', '2 Goals & Challenges', '3 STRATEGIES', '4 A FEW ADDITIONAL QUESTIONS', and '5 TELL US ABOUT YOURSELF'. The current step, '2 Goals & Challenges', is highlighted in orange.
- Sub-navigation:** A list on the left side of the main content area includes 'Introduction', 'Options' (which is selected and highlighted in white), 'Options (Continued)', 'Activity Centers', 'Maintenance', 'Effectiveness', 'Environment', and 'Inter-regional'.
- Goal Card:** A prominent card for 'Goal 1: Provide a comprehensive range of transportation options' features icons for a cyclist, a bus, a car, and a pedestrian. The text states: 'Having more transportation options to choose from makes it easier for people to find the travel mode that works best for them in meeting their daily needs.' A 'Read more' button is located below the text.
- Challenges Section:** A header asks, 'In order to reach the goal above, how significant are the challenges below?'. Below this, a rating scale is provided: 'Rate each from 1 star (not significant) [5 stars] to 5 stars (highly significant)'. Two challenges are listed:
 - Roadway Congestion:** 'The region's roadways are among the most congested in the nation, making it harder for people and goods to get where they need to go.' It has a 4-star rating and a 'comment' button.
 - Transit Crowding:** 'The Metrorail system currently experiences crowding during peak hours and lacks the capacity to support future population and employment growth.' It has a 3-star rating and a 'comment' button.
- Footer:** A 'help' icon is in the bottom left, and a 'Suggest another Challenge' button and a green 'Next' button are at the bottom center.

1

WELCOME

2

SURVEY

3

SHOW US

Map Input show us how you use PCH and how to improve it.

➔ Drag markers to identify the destinations you go, the safety concerns you have, and transportation improvements you would like to see. ⓘ

Destinations

Safety Concerns

Transportation Improvements

Sidewalks



Crosswalks



Bike Facilities



Parking



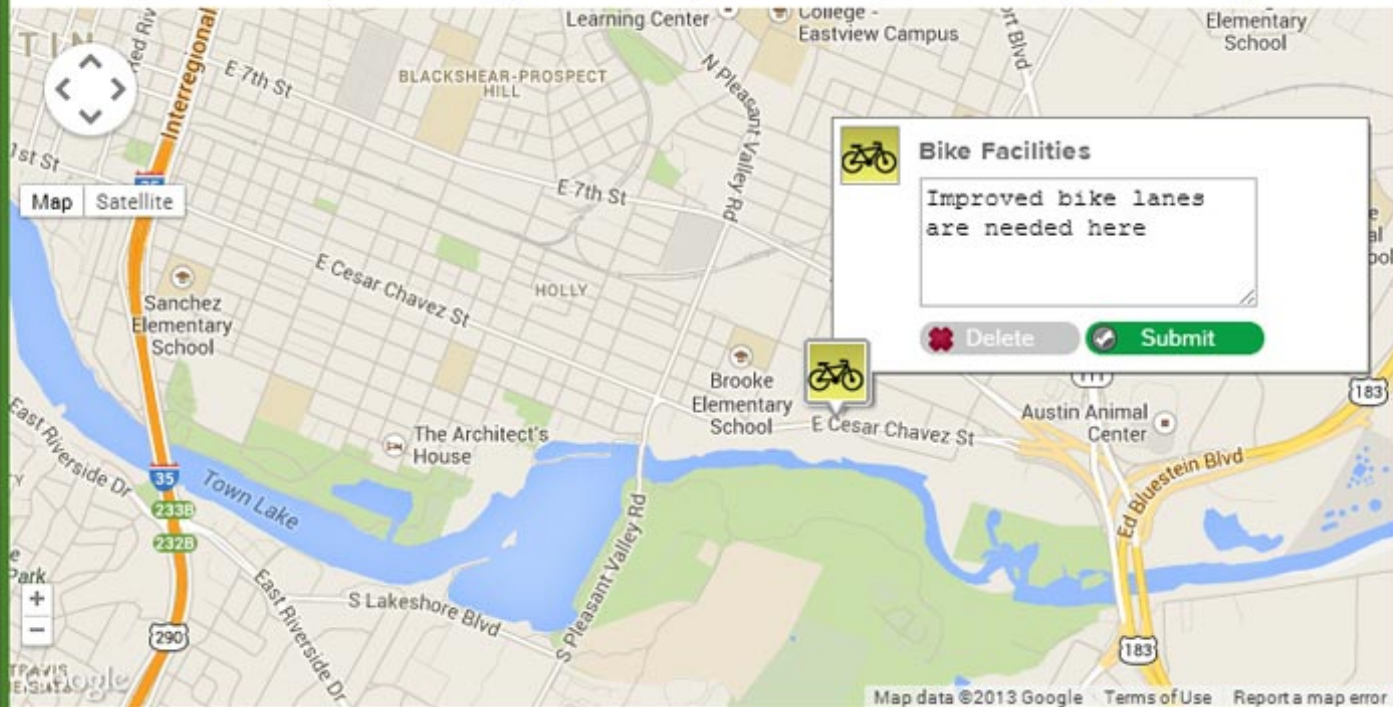
Raised Medians



Traffic Signal



Other Improvements



Map data ©2013 Google Terms of Use Report a map error

4

STAY INVOLVED

Share



1

WELCOME

2

USAGE

Usage When and how often do you park at BART?

Getting to BART

Travel Frequency

Parking Frequency

Arrival Time

Parking Duration

Finding a Spot

Click or touch your choice for each question, then click the next button or navigate above.

How did you arrive at the station today (or typically)?



Drive



Walk



Bike



Bus



Dropped Off

NEXT

3

PAYMENT



























4

INNOVATION

5

ABOUT YOU


Track Genuine Progress

<i>Economic Indicators</i>	<i>Environmental Indicators</i>	<i>Social Indicators</i>
Personal Consumption Expenditures 	Cost of Water Pollution 	Value of Housework 
Income Inequality 	Cost of Air Pollution 	Cost of Family Changes 
Adjusted Personal Consumption 	Cost of Noise Pollution 	Cost of Crime 
Services of Consumer Durables 	Cost of Net Wetlands Change 	Cost of Personal Pollution Abatement 
Cost of Consumer Durables 	Cost of Net Farmland Change 	Value of Volunteer Work 
Cost of Underemployment 	Cost of Net Forest Cover Change 	Cost of Lost Leisure Time 
Net Capital Investment 	Cost of Climate Change 	Value of Higher Education 
	Cost of Ozone Depletion 	Services of Highways & Streets 
	Cost of Non-Renewable Energy Resource Depletion 	Cost of Commuting 
		Cost of Motor Vehicle Crashes 

Citizen Calculator for Genuine Progress Indicator

ECONOMIC INDICATORS		Info	Enter Your Number Here	Resulting Value	2010 Value	% Change	Web Link
Personal Consumption Expenditures					185.0634		
Income Inequality					40.378		
Adjusted Personal Consumption					144.686		
Services of Consumer Durables	Life years of consumer durables:	?	<input type="text" value="8"/>		33.011	0.00 %	+
Cost of Consumer Durables					19.607		
Cost of Underemployment					5.962		
Net Capital Investment					5.608		
ECONOMIC ELEMENTS SUBTOTAL:				<input type="text" value="0"/>	157.736		
ENVIRONMENTAL INDICATORS		Info	Enter Your Number Here	Resulting Value	2010 Value	% Change	Web Link
Cost of Water Pollution	Percent of streams, rivers and bay waters degraded:				0.196		
Cost of Air Pollution	8-hour ozone exceeding days:				0.785		
Cost of Noise Pollution	Percent change (+/-) in aggregate noise pollution:				0.433		
Cost of Net Wetland Change	Net change (+/-) in acres:				0.242		
Cost of Net Farmland Change	Net change (+/-) in acres:				1.009		
Cost of Net Forest Cover Change	Net change (+/-) in acres:				1.002		
Cost of Climate Change	Percent change (+/-) of CO2 emissions from consumption:	?	<input type="text" value="0"/>		8.116	0.000 %	+
Cost of Ozone Depletion					8.956		
Cost of Nonrenewable Energy Resource Depletion	Percent change (+/-) of nonrenewables consumed:	?	<input type="text" value="0"/>		20.309	0.000 %	+
ENVIRONMENTAL ELEMENTS SUBTOTAL:				<input type="text" value="0"/>	-41.047	0.000 %	
SOCIAL INDICATORS		Info	Enter Your Number Here	Resulting Value	2010 Value	% Change	Web Link
Value of Housework	Daily hours of housework per capita:	?	<input type="text" value="2.3"/>		32.667	0.000 %	+
Cost of Family Changes	Daily hours spent watching television per household:	?	<input type="text" value="8.7"/>		1.577	0.000 %	+
Cost of Crime					1.345		

Challenges

- Filling data Gaps
 - Identifying meaningful measures
 - Standardizing data
 - Prioritizing tools
 - Coordinating data from various sources
- 
- A pair of hands is shown from a top-down perspective, cupping a mound of dark, rich soil. A small, vibrant green seedling with several leaves is growing out of the center of the soil. The background is dark and out of focus, emphasizing the hands and the plant. This image serves as a metaphor for nurturing, growth, and overcoming challenges.

**WHAT' GETS MEASURED,
GETS DONE.**

“You can't manage what you can't measure.”


~former NYC Mayor Bloomberg



Scott Morishige

Executive Director, Phocused Hawaii

HAWAII DIGITAL GOVERNMENT SUMMIT





High Poverty Rates



Lowest Average Annual Salary

High Housing Costs

High Rates of Homelessness

HAWAII

DIGITAL GOVERNMENT SUMMIT



Credit
Counseling

Rent or Utility
Assistance

Food Pantry &
Hot Meals

Domestic
Violence
Services

Tuition
Assistance



Child Care
Services

Mental Health
Services

Affordable
Health Care

Elder Chore
Services

HAWAII DIGITAL GOVERNMENT SUMMIT




Credit
Counseling

Food Pantry &
Hot Meals

Tuition
Assistance

Mental Health
Services



Affordable
Health Care

Rent or Utility
Assistance

Domestic
Violence
Services

Child Care
Services

Elder Chore
Services



- **Challenges to Navigating the System**
 - Information is rarely current & up-to-date
 - Overload of information; Numerous guides from multiple sources
 - Detailed program information often not provided until point of application



- **How are these challenges being addressed?**
 - New technologies allow real-time sharing of information
 - Ability to share data more easily among multiple databases
 - Many families now have increased access to technology, public computer centers, etc.


HAWAII DIGITAL GOVERNMENT SUMMIT



Browser window: <http://www.auw211.org/> Aloha United Way 2-1-1 Co... x


File Edit View Favorites Tools Help

https--www.onecpd.info... Yokota Zippy's - Google S...



Early Childhood Development

Last year you helped 2,474 children receive quality child care preparing them for life.
- Live United.®



United Way
Aloha United Way

[HOME](#) [ABOUT US](#) [OUR WORK](#) [PARTNERS](#) [GET INVOLVED](#) [NEWS](#) [CAMPAIGNS](#) [GET HELP](#) [CONTACT US](#)

Thursday, November 21, 2013
436,852 visits to date

Text Size +A -a Reset

Aloha United Way Search 211

➔ **STEP 1:** To find resources available Statewide in Hawaii, please enter the ZIP Code or select the island where services are needed.

Enter ZIP Code or Select an island [\(reset\)](#)


➔ **STEP 2: Optional-Additional Information:** The person doing the searching is:

Age Gender Female Male


➔ **STEP 3:** Select one of the search options below.

Browse Categories


(Click a category to browse services.)




Food, Clothing, Household Goods




Housing and Shelter



Housing Expenses, Utilities, and Transportation



Health Care and Services



2-1-1 for Seniors

click for senior services ➔

Taskbar: Internet Explorer, HP, Chrome, File Explorer, Edge, Word, PowerPoint, Excel

System tray: 8:03 AM, 11/21/2013

HAWAII DIGITAL GOVERNMENT SUMMIT



http://www.resourcesmatch.org/individuals

Resources Match - Mission Ass... Individuals | Resources Match x

File Edit View Favorites Tools Help

https--www.onecpd.info-... Yokota Zippy's - Google S...

RESOURCES MATCH
MISSION ASSET FUND

HOME ORGANIZATIONS INDIVIDUALS ABOUT CONTACT

Are you looking for programs? Wondering what you qualify for?
[Click here](#) and get a customized list of resources now!

Here's how it works for individuals:

- COMPLETE form based on your needs
- SELECT from a list of resources
- CONNECT with service providers
- ACCESS a variety of resources

hp chrome file explorer e word ppt x

8:05 AM
11/21/2013



- **Hui Kupa`a – Collective Impact**

- Six Working Groups targeting different social service issues / populations
- Each group represents a broad cross-section of stakeholders from multiple sectors (i.e. nonprofit, government, labor, etc.)
- Utilizes a common agenda, continuous communication, and increased focus on data to achieve better outcomes for each target population.



- **Questions? Need more information?**

Scott Morishige

Executive Director, PHOCUSED

Phone: (808) 521-7462

E-mail: admin@phocused-hawaii.org

www.phocused-hawaii.org

